
















2024 Analysts NCAA Regular Season Over-Under Picks

SITE WRITERS				SITE ANALYSTS										
														
Pete		Nate		"Showtime"		Reed		the 'Shark'		Lee		Ben		
2016 2018 2021 2023		2017 		2016 2018 2019 2022				2016 		2019 				
  				  										
LIFE	32	24	24	29	33	20	24	30	29	25	19	14	12	14
TIME	57.1%		45.3%		62.3%		44.4%		53.7%		57.6%		46.2%	

2024 OVER-UNDER PICKS (based on DraftKings.com odds)

1	Liberty Over 10 1/2	Washington Over 6 1/2	NC State Over 8 1/2	Arkansas Over 4 1/2	Georgia Over 10 1/2	-- No Pick --	Miami (OH) Over 8
2	Boise State Over 9	Purdue Over 4 1/2	C. Michigan Over 5 1/2	Colorado Under 5 1/2	Florida State Over 9 1/2	-- No Pick --	Bowling Gr. Over 6 1/2
3	Tennessee Over 8 1/2	S. Carolina Over 5 1/2	Buffalo Under 5 1/2	Kansas Over 8	Colorado Over 5 1/2	-- No Pick --	Boise State Over 9
4	UCF Over 7 1/2	Tennessee Over 8 1/2	Toledo Under 8 1/2	Wisconsin Over 7 1/2	Notre Dame Under 10	-- No Pick --	Arkansas Under 4 1/2
5	S. Alabama Over 6 1/2	Minnesota Over 5	Colorado Over 5 1/2	Miami Under 9	Penn State Under 10 1/2	-- No Pick --	Notre Dame Over 10
6	UCLA Under 5 1/2	Colorado Over 5 1/2	Louisville Under 8 1/2	Iowa State Over 7 1/2	Oklahoma State Under 8	-- No Pick --	Texas Under 10 1/2
7	Wake Forest Over 4 1/2	Virginia Tech Under 8	North Texas Over 5 1/2	Baylor Under 5 1/2	Alabama Under 9 1/2	-- No Pick --	TCU Over 7 1/2
8	Houston Over 3 1/2	Jacksonville St. Under 8	App State Over 7 1/2	BYU Under 4 1/2	Auburn Under 7 1/2	-- No Pick --	Georgia Tech Under 5
9	Temple Under 2 1/2	UNLV Under 7 1/2	W Kentucky Over 7	Wyoming Over 6 1/2	Miami Over 9	-- No Pick --	Pittsburgh Over 5 1/2

Key: Green - Win Red - Loss Yellow - Push Purple - 1 game from decision

ALL-TIME STANDINGS

RANK	ANALYST	WINS	LOSSES	WIN %	GB
1	Showtime	33	20	62.3%	0
2	Pete	32	24	57.1%	-2 1/2
3	Lee	19	14	57.6%	-4
4	Shark	29	25	53.7%	-4 1/2
5	Ben S.	12	14	46.2%	-7 1/2
6	Nate	24	29	45.3%	-9
7	Reed	24	30	44.4%	-9 1/2
n/a	ALL	173	156	52.6%	n/a

13

ALL-TIME STANDINGS BY YEAR

	Pete		Nate		"Showtime"		Reed		the 'Shark'		Lee		Ben	
	WON	LOST	WON	LOST	WON	LOST	WON	LOST	WON	LOST	WON	LOST	WON	LOST
2016	4	3	3	4	4	3	3	3	4	3	n/a	n/a	n/a	n/a
2017	3	4	5	2	4	3	3	4	4	3	n/a	n/a	n/a	n/a
2018	5	2	3	3	5	2	2	5	2	3	4	2	n/a	n/a
2019	3	5	4	4	4	3	3	6	3	6	5	4	n/a	n/a
2020	n/a	n/a	n/a	n/a	n/a	n/a	n/a	n/a	n/a	n/a	n/a	n/a	n/a	n/a
2021	8	1	2	6	7	2	5	4	6	3	5	4	5	3
2022	1	8	4	5	5	3	4	5	5	4	n/a	n/a	3	6
2023	8	1	3	5	4	4	4	3	5	3	5	4	4	5
2024	----	----	----	----	----	----	----	----	----	----	----	----	----	----
W-L	32	24	24	29	33	20	24	30	29	25	19	14	12	14
% W	57.1%		45.3%		62.3%		44.4%		53.7%		57.6%		46.2%	