













NFL TRADITIONAL FUTURES CONTEST 2024

																	
'17 '22 '24				'14 '15		'23				'20 '21							
Pete			Cav			'Showtime'			Dave N.			Matt B.			'Shark'		
Wager	Amt Bet	Max Win	Wager	Amt Bet	Win	Wager	Amt Bet	Max Win	Wager	Amt Bet	Max Win	Wager	Amt Bet	Max Win	Wager	Amt Bet	Max Win
1 MN Last Win	50	-50	GB Make PO	170	100	Bal AFC N	175	254	NE Last Win	200	-200	Atl NFC S	250	-250	Phi SBowl	25	----
2 Bal No PO	50	-50	Mia Make PO	225	-225	NYJ AFC E	200	-200	SF Last Lose	250	-250	SF SBowl	25	-25	Phi NFC	25	----
3 Dal No PO	125	200	NYJ Make PO	170	-170	Phi NFC	25	----	LAR Make PO	200	200	Phi SBowl	25	----	Mia AFC E	200	-200
4 Det NFC N	250	325	KC AFC W	230	88	Phi SBowl	25	----	Cin Make PO	25	-25	Det NFC N	250	325	Hou AFC S	250	263
5 LAR Make PO	125	125	Atl NFC S	130	-130	TB Make PO	125	188	Bal AFC N	250	363	Cin AFC	25	-25	Dal No PO	150	240
6 NYJ NFC E	125	-125	Buf AFC E	25	49	NE Last Win	125	-125	Bal AFC	25	----	NE Last Win	250	-250	LAC No PO	150	-150
7 Phi NFC E	250	200	Det NFC N	25	33	Det NFC N	175	228	SF NFC	25	-25	Car Last Win	100	-100	Cle SBowl	25	-25
8 Phi NFC	25	----	LAR Make PO	25	25	Phi Last Lose	150	-150	Bal SBowl	25	----	NYJ Make PO	75	-75	Atl NFC S	175	-175
Points Total:	1000	625		1000	-230		1000	194		1000	63		1000	-400		1000	-48

																	
'16 '18				'19													
Chris			Kevin			'Hammer'			'Stickkid'			Bruce/Evan			Ben S.		
Wager	Amt Bet	Max Win	Wager	Amt Bet	Max Win	Wager	Amt Bet	Max Win	Wager	Amt Bet	Max Win	Wager	Amt Bet	Max Win	Wager	Amt Bet	Max Win
1 Last Win NE	250	-250	Atl NFC S	250	-250	Mia AFC E	125	-125	NE Last Win	200	-200	NE Last Win	250	-250	Buff No PO	125	-125
2 Atl NFC S	250	-250	Det SB	25	----	Bal AFC N	125	181	Ind Make PO	250	-250	Det Last Lose	125	-125	Det NFC	25	33
3 Hou AFC S	50	53	NE Last Win	50	-50	LAR Make PO	125	125	Ind AFC S	50	-50	Cle Make PO	125	-125	Ind AFC S	200	-200
4 Bal AFC N	50	73	NYJ AFC E	250	-250	Ind Make PO	125	-125	Phi NFC	25	----	Dal No Ploffs	100	160	LAC Make PO	200	210
5 NYJ AFC E	75	-75	Phi Last Loss	50	-50	LAC Make PO	125	131	Phi Last Loss	100	-100	NYJ AFC E	250	-250	NE Last Win	150	-125
6 Det NFC N	75	98	Det NFC N	250	325	Hou AFC S	125	131	Phi SBowl	25	----	Hou AFC	25	----	NYJ AFC E	125	-125
7 KC AFC W	225	87	Phi SBowl	25	----	NE Last Win	125	-125	NYJ AFC E	250	-250	Phi SBowl	25	----	Phi SBowl	25	----
8 Cin SBowl	25	-25	Dal Miss PO	100	160	SF Last Loss	125	-125	LAR NFC W	100	350	Sea Make PO	100	-100	TB Make PO	150	225
Points Total:	1000	-291		1000	-115		1000	69		1000	-500		1000	-690		1000	-108







FUTURES RULES	
* Analysts wager 1000 points total on 8 futures wagers from the odds columns to the right.	Winner gets \$450
* Minimum bet per wager: 25, maximum bet: 250, maximum Conference Champ & Super Bowl bet: 25	
FUTURES VEGAS ODDS KEY	
* "Last Team to Win" column is the last team to win their first game. Ties win.	
* "Last Team to Lose" column is the last team to lose their first game. Ties win.	
* "Make Playoffs Yes/No" columns are whether or not a team makes the playoffs.	
* "Win Div" column is the odds to win a team's division.	
* "Win Conf." column is the odds to win the conference championship.	
* "Win SBowl" column is the odds to win the Super Bowl.	







RANK		ANALYST		WON/LOST	
1	Pete	625			
2	'Showtime'	194			
3	'Hammer'	69			
4	Dave N.	63			
5	'Shark'	-48			
6	Ben S.	-108			
7	Kevin	-115			
7	Cav	-230			
9	Chris	-291			
10	Matt B.	-400			
11	'Stickkid'	-500			
12	Bruce/Evan	-690			

2024 NFL VEGAS FUTURES ODDS							
Team	Last Tm		Make Playoffs		Win Div.	Win Conf.	Win SBowl
	To Win	To Lose	Yes	No			
ARI	+1600	+7000	+300	-400	+1300	+5000	+8000
ATL	+4500	+2800	-210	+165	-130	+1300	+3000
BAL	+7000	+2000	-290	+220	+145	+550	+1000
BUF	+5000	+2500	-170	+140	+195	+800	+1600
CAR	+800	+10000	+550	-900	+1100	+12000	+25000
CHI	+4500	+2200	-115	-105	+280	+1500	+3500
CIN	+10000	+1400	-240	+190	+125	+700	+1300
CLE	+5000	+2200	+145	-180	+550	+2000	+4000
DAL	+4500	+2200	-200	+160	+170	+700	+1900
DEN	+1100	+8000	+600	-1000	+2200	+12000	+20000
DET	+7000	+800	-250	+200	+130	+550	+1200
GB	+7000	+1300	-170	+240	+230	+750	+1800
HOU	+7000	+1600	-190	+155	+105	+850	+1600
IND	+2200	+5000	+140	-170	+340	+3500	+7500
JAX	+2800	+5000	+120	-150	+250	+2200	+5000
KC	+8000	+1000	-550	375	-260	+300	+500
LAC	+2800	+2000	+105	-135	+350	+2200	+4500
LAR	+2000	+3000	+100	-130	+350	+1500	+3000
LV	+1800	+6000	+290	-390	+1000	+6000	+8000
MIA	+8000	+1000	-150	+120	+205	+1100	+2200
MIN	+900	+6500	+300	-400	+1100	+4000	+8000
NE	+450	+15000	+950	-2000	+2500	+12000	+35000
NO	+2000	+6500	+170	-220	+400	+4500	+8000
NYG	+1200	+7500	+400	-600	+2000	+7000	+20000
NYJ	+9000	+1500	-170	+140	+165	+1000	+1900
PHI	+4000	+1200	-270	+210	-125	+600	+1400
PIT	+4500	+2800	+175	-210	+800	+3000	+5000

Red scores indicate preliminary analysis is the analyst is eliminated based on score, picks remaining & like picks.

NFL OVER-UNDER WINS CONTEST 2024

																		
Pete			Cav			'Showtime'			Dave N.			Matt B.			'Shark'			
Wager	Amt Bet	Max Win	Wager	Amt Bet	Max Win	Wager	Amt Bet	Max Win	Wager	Amt Bet	Max Win	Wager	Amt Bet	Max Win	Wager	Amt Bet	Max Win	
1	Atl Ov 9.5	200	-200	Pit Ov 8.5	100	125	NYJ Ov 10.5	125	-125	Phi Ov 10.5	200	154	NE Ov 4.5	200	-200	NE Un 4.5	250	275
2	MN Un 6.5	50	-50	LAC Un 8.5	100	-100	NE Un 4.5	125	138	SF Ov 11.5	200	-200	Atl Ov 9.5	250	-250	LAC Un 8.5	100	-100
3	NO Un 7.5	50	100	Sea Ov 7.5	225	150	Atl Ov 9.5	125	-125	Bal Ov 10.5	200	167	NYJ Un 10.5	150	111	Mia Ov 9.5	150	-150
4	NYG Un 6.5	200	148	Cle Ov 8.5	135	-135	GB Ov 9.5	125	93	KC Ov 11.5	200	174	Hou Un 9.5	100	-100	Min Un 6.5	100	-100
5	Det Ov 10.5	200	148	Bal Un 10.5	100	-100	TB Ov 7.5	125	93	Det Ov 10.5	50	37	Den Ov 5.5	100	71	Cle Ov 8.5	250	-250
6	Phi Ov 10.5	150	115	NE Un 4.5	73	80	Car Un 5.5	125	119	Was Un 6.5	25	-25	LAR Ov 8.5	50	31	Ten Un 6.5	50	37
7	Sea Un 7.5	50	-50	Jax Ov 8.5	42	-42	Hou Ov 9.5	125	89	Cin Un 10.5	25	25	Mia Ov 9.5	100	-100	NYG Un 6.5	50	37
8	Tenn Un 6.5	100	74	Atl Ov 9.5	225	-225	Mia Ov 9.5	125	-125	Ten Un 6.5	100	74	Chi Un 9.5	50	33	49ers Un 11.5	50	34
Points Total:			1000	286	1000	-247	1000	156	1000	406	1000	-403	1000	-216				

																		
Chris			Kevin			'Hammer'			'Stickkid'			Bruce/Evan			Ben S.			
Wager	Amt Bet	Max Win	Wager	Amt Bet	Max Win	Wager	Amt Bet	Max Win	Wager	Amt Bet	Max Win	Wager	Amt Bet	Max Win	Wager	Amt Bet	Max Win	
1	Ari Ov 6.5	100	67	TB Un 7.5	125	-125	Ari Ov 6.5	125	83	NE Un 4.5	250	275	NE Und 4.5	250	275	Car Un 5.5	125	119
2	Atl Ov 9.5	250	-250	Dal Un 9.5	125	150	Den Ov 5.5	125	89	NYG Un 6.5	150	111	Phi Ov 10.5	75	58	Cin Ov 10.5	100	-100
3	Dal Ov 9.5	100	-100	Atl Ov 9.5	125	-125	LAC Ov 8.5	125	78	KC Un 11.5	150	-150	Ari Un 6.5	100	-100	Den Ov 5.5	150	107
4	Den Ov 5.5	100	71	Phi Ov 10.5	125	96	Mia Ov 9.5	125	-125	TB Un 7.5	150	-150	Det Ov 10.5	100	74	Ind Ov 8.5	175	-175
5	Hou Ov 9.5	100	71	Buf Un 9.5	125	-125	Was Ov 6.5	125	96	Mia Un 9.5	75	86	SF Un 11.5	50	34	NE Un 4.5	175	193
6	Mia Ov 9.5	150	-150	KC Ov 11.5	125	109	LAR Ov 8.5	125	81	NYJ Ov 10.5	75	-75	KC Ov 11.5	250	217	Phi Ov 10.5	100	77
7	TB Ov 7.5	100	74	NYJ Ov 10.5	125	-125	NYJ Un 10.5	125	93	Pit Ov 8.5	50	63	Hou Ov 9.5	100	71	SF Un 11.5	100	69
8	Was Ov 6.5	100	77	NO Ov 7.5	125	-125	Chi Un 9.5	125	83	Ind Ov 8.5	100	-100	Balt Un 10.5	75	-75	Ten Un 6.5	75	56
Points Total:			1000	-139	1000	-270	1000	478	1000	60	1000	555	1000	345				

OVER-UNDER WINS RULES

- * Analysts wager 1000 points total on 8 "Over-Under Wins" wagers.
- * Analysts must select 8 picks from the odds columns to the right.
- * Minimum bet per wager: 25 Maximum bet: 250.

Winner gets \$450

SF	+1500	+750	-450	+320	-195	+250	+600
SEA	+2800	+5000	+175	-225	+650	+2800	+6500
TB	+2500	+4000	+150	-180	+320	+3500	+8000
TEN	+800	+6500	+400	-600	+1000	+8000	+15000
WAS	+1300	+7500	+300	-400	+900	+6000	+12000

RANK		ANALYST		WON/LOST	
1	Bruce/Evan			555	
2	'Hammer'			478	
3	Dave N.			406	
4	Ben S.			345	
5	Pete			286	
6	'Showtime'			156	
7	'Stickkid'			60	
8	Chris			-139	
9	'Shark'			-216	
10	Cav			-247	
11	Kevin			-270	
12	Matt B.			-403	







Red scores indicate preliminary analysis is the analyst is eliminated based on score, picks remaining & like picks.


2024 NFL OVER-UNDER WINS VEGAS ODDS

Team	Wins	Over	Under	Team	Wins	Over	Under
ARI	6.5	-150	+125	LAC	8.5	-155	+130
ATL	9.5	-150	+125	LAR	8.5	-160	+135
BAL	10.5	-120	+100	LV	6.5	-130	+110
BUF	9.5	-145	+120	MIA	9.5	-135	+115
CAR	5.5	-115	-105	MIN	6.5	-140	+120
CHI	9.5	+120	-150	NE	4.5	-135	+110
CIN	10.5	-125	+100	NO	7.5	-120	+100
CLE	8.5	-135	+115	NYG	6.5	+115	-135
DAL	9.5	-145	+120	NYJ	10.5	+115	-135
DEN	5.5	-140	+120	PHI	10.5	-130	+110
DET	10.5	-135	+110	PIT	8.5	+125	-155
GB	9.5	-135	+115	SF	11.5	+125	-145
HOU	9.5	-140	+120	SEA	7.5	-150	+130
IND	8.5	+110	-130	TB	7.5	-135	+115
JAX	8.5	-120	+100	TEN	6.5	+110	-135
KC	11.5	-115	-105	WAS	6.5	-130	+110

* Nate won the Over-Under Contest in 2013 and tied as winner in 2012

NFL DIVISION PROPS CONTEST 2024

																		
Pete		Cav		'Showtime'		Dave N.		Matt B.		'Shark'								
Wager	Amt Bet	Max Win	Wager	Amt Bet	Max Win	Wager	Amt Bet	Max Win	Wager	Amt Bet	Max Win	Wager	Amt Bet	Max Win	Wager	Amt Bet	Max Win	
1	Atl Ov 3.5	50	42	Atl 1st	210	-210	Buf 3rd	125	-125	Bal 1st	200	280	Atl 2nd	250	438	NYJ 2nd	150	-150
2	LAR Ov 3.5	50	65	Atl Ov 3.5	120	100	Chi 3rd	125	-125	TB 2nd	100	-100	Den 3rd	100	250	KC Ov 4.5	100	100
3	NE Un 1.5	50	-50	Buff Ov 3.5	120	100	TB 1st	125	375	NO 3rd	100	-100	Det 2nd	100	-100	Cle 2nd	100	-100
4	Phi Ov 3.5	50	33	Det Ov 3.5	240	150	KC Ov 4.5	125	125	LV 4th	25	43	Mia 2nd	250	475	Ind Ov 2.5	100	43
5	LAC 2nd	250	275	Det 1st	150	188	LAC 4th	125	-125	Bal Ov 3.5	250	238	NYG 3rd	100	-100	Mia 1st	200	-200
6	Ind 3rd	50	-50	NE Un 1 1/2	105	-105	Den 2nd	125	-125	Hou Ov 3.5	50	37	KC 2nd	100	-100	Cle Ov 2.5	100	-100
7	NYG 4th	250	217	Bal 2nd	30	-30	Ind 3rd	125	-125	KC Ov 4.5	250	250	49ers 2nd	50	-50	GB 2nd	100	-100
8	Wash 3rd	250	-250	LAC 3rd	25	-25	NO Un 2.5	125	194	Cle Un 2.5	25	39	Wash 3rd	50	-50	Buf 3rd	150	-150
Points Total:		1000	282	1000	168	1000	69	1000	686	1000	763	1000	763	1000	-657			


																		
Chris		Kevin		'Hammer'		'Stickkid'		Bruce/Evan		Ben S.								
Wager	Amt Bet	Max Win	Wager	Amt Bet	Max Win	Wager	Amt Bet	Max Win	Wager	Amt Bet	Max Win	Wager	Amt Bet	Max Win				
1	Atl 1st	100	-100	LAC 4th	125	-125	Mia Ov 3.5	125	-125	Ind Ov 2.5	250	106	NYJ 1st	100	-100	Cin Ov 3.5	125	-125
2	Det 1st	50	63	NYJ 1st	125	-125	Was Ov 2.5	125	125	Pit Ov 2.5	150	150	Buff 2nd	100	-100	Den 3rd	125	313
3	Bal 1st	50	70	TB 4th	125	-125	Mia 1st	125	-125	LV Ov 2.5	100	-100	LV 3rd	200	-100	GB 2nd	125	-125
4	NYJ 1st	25	-25	Cin 2nd	125	-125	GB 2nd	125	-125	Ind 1st	75	-75	NYG 4th	100	87	Hou 2nd	125	-125
5	KC 1st	250	94	Buf 3rd	125	-125	LAR 2nd	125	-125	Mia 2nd	75	143	KC 1st	250	94	KC Un 4.5	125	-125
6	SF 1st	250	-250	KC Ov 4.5	125	125	Chi 3rd	125	-125	NYJ 1st	150	-150	Balt 2nd	100	-100	NYG 3rd	125	-125
7	Hou 1st	250	238	Min Un 2.5	125	-125	TB 2nd	125	-125	Chi 3rd	100	-100	TB Ov 3.5	50	75	NYJ 1st	125	-125
8	Phi 1st	25	18	Phi Ov 3.5	125	83	Cin 2nd	125	-125	Buf 3rd	100	-100	Det 1st	100	125	NO 4th	125	475
Points Total:		1000	108	1000	-542	1000	-750	1000	-126	1000	-19	1000	38					

DIVISION PROPS RULES

* Analysts wager 1000 points total on 8 "Division Props" wagers.


* Analysts must select 8 picks from the odds columns to the right.

* Minimum bet per wager: 25, maximum bet: 250.

ALL 3 CONTESTS COMBINED		
RANK	ANALYST	TOTAL
1	Pete	\$1,193
2	Dave N.  2023	\$1,154
3	'Showtime'	\$419

Winner gets \$450
ENTRY
FEE
Paid
Paid
Paid

RANK		ANALYST				WON/LOST			
1	Matt B.					763	Red scores indicate preliminary analysis is the analyst is eliminated based on score, picks remaining & like picks.		
2	Dave N.					686			
3	Pete					282			
4	Cav					168			
5	Chris					108			
6	'Showtime'					69			
7	Ben S.					38			
8	Bruce/Evan					-19			
9	'Stickkid'					-126			
10	Kevin					-542			
11	'Shark'					-657			
12	'Hammer'					-750			
TEAM		'24 DIVISION FINISH ODDS				'24 DIV WINS ODDS			
		1st	2nd	3rd	4TH	Wins	Over	Under	
ARI		+1200	+500	+210	-130	2.5	+125	-155	
ATL		-140	+175	+500	+2500	3.5	-120	-105	
BAL		+140	+160	+350	+1100	3.5	-105	-120	
BUF		+180	+170	+220	+1600	3.5	-120	-105	
CAR		+1100	+700	+350	-230	2.5	+125	-155	
CHI		+325	+300	+200	+240	2.5	-165	+135	
CIN		+160	+170	+290	+800	3.5	+105	-130	
CLE		+500	+350	+190	+140	2.5	-200	+155	
DAL		+165	+120	+325	+1400	3.5	-140	+115	
DEN		+1800	+600	+250	-190	2.5	+125	-155	
DET		+125	+160	+325	+1000	3.5	-160	+135	
GB		+215	+190	+230	+600	3.5	+120	-145	
HOU		-105	+170	+380	+1200	3.5	-135	+110	
IND		+325	+240	+300	+185	2.5	-235	+180	
JAX		+280	+200	+200	+450	3.5	+170	-215	
KC		-265	+220	+1000	+8000	4.5	+100	-125	
LAC		+350	+110	+220	+800	3.5	+175	-220	
LAR		+320	+135	+200	+550	3.5	+130	-160	
LV		+900	+350	+125	+170	2.5	-115	-115	
MIA		+200	+190	+175	+1100	3.5	+115	-140	
MIN		+850	+550	+300	-160	2.5	+110	-135	
NE		+2500	+1400	+550	-700	1.5	-115	-105	
NO		+450	+210	+160	+380	2.5	-200	+155	
NYG		+2000	+550	+180	-115	2.5	+150	-190	
NYJ		+170	+180	+200	+1200	3.5	-115	-110	
PHI		-140	+175	+500	+2800	3.5	-150	+125	
PIT		+650	+425	+240	-110	2.5	+100	-125	

4	Ben S.	\$275
5	Matt B.	-\$40
6	Bruce/Evan	-\$154
7	'Hammer'	-\$203
8	Cav	-\$309
9	Chris	-\$323
10	'Stickkid'	-\$566
11	'Shark'	-\$921
12	Kevin  2022	-\$927

Winner gets \$450

Waiting List	
1.	Lenya
2.	Dick N.
3.	Joe Woods

Paid
Paid
Paid
Paid
Paid
Paid
Paid
Paid
Paid

SF	-200	+210	+900	+6000	4.5	+105	-130
SEA	+750	+325	+150	+160	2.5	-105	-120
TB	+300	+190	+180	+475	3.5	+150	-190
TEN	+1000	+550	+300	-170	2.5	+110	-135
WAS	+1000	+550	+175	-105	2.5	+100	-125

Entry Fee is \$150; Winner in each of 3 contests wins \$450; Most total \$ won all 3 contests total wins \$450