








6th Annual profootballsidekick.com SUPER BOWL HANDICAPPER'S CONTEST - SUPER BOWL LVII, 2022-23

2022-23  
STANDINGS





 <b>2015</b> 			 <b>2019</b>  <b>2022</b> 
--	--	--	--

Pete				Ben S.				"Showtime"				"Hammer"				
Wager	Bet	Odds	Won	Wager	Bet	Odds	Won	Wager	Bet	Odds	Won	Wager	Bet	Odds	Won	
1	Phi by 6-10 pts	40	+500	0	Phi by 6-10 pts	50	+500	0	KC +1.5/Over 49.5	25	+300	75	Phi by 1-5 pts	50	+450	0
2	2-point Conversion Made	40	+300	120	1st TD-Toney	10	+1800	0	1st TD Game-Kelce	25	+700	0	Phi Win/Sanders TD	20	+200	0
3	Most Points Quarter-3rd	40	+500	0	Phi Win/Scott TD	30	+800	0	KC Win/Schuster TD	30	+600	0	KC Win/Maho 300+ Pass'g	30	+250	0
4	Win both halves-Phi	40	+350	0	2 TD's-Goedert	30	+1100	0	2 TD's-Kelce	35	+550	0	Most Turnovers-KC	30	+300	0
5	1st TD-Goedert	20	+1100	0	1st Score-Phi FG	20	+400	0	Race to 30 pts-KC	25	+300	75	1st quarter 0 points-KC	30	+250	0
6	1st half Tie/End Reg Phi	10	+1900	0	1st Half-KC/2nd Phi	20	+650	0	McKinnon Ov 50.5 Tot Yds	35	+100	0	Hurts Un 242.5 Yd Pass	20	+100	0
7	Total FG's Un 3.5	10	+100	10	4th Dwn Conv-Game Ov 2	40	+100	0	4th Dwn Conv-Game Ov 2	25	+100	0	Smith Un 5.5 Receptions	20	+100	0
<b>Totals:</b>		<b>200</b>	<b>130</b>		<b>Totals:</b>		<b>200</b>	<b>0</b>	<b>Totals:</b>		<b>200</b>	<b>150</b>	<b>Totals:</b>		<b>200</b>	<b>0</b>






RANK	ANALYST	WON
1	Dick N.	500
2	Brian	260
3	Kevin	230
4	Matt B.	220
5	Reed	190
6	Adam	170
7	"Showtime"	150
8	Pete	130
8	Coupang	130
10	John	80
11	"Shark"	50
12	Evan	40
13	Cav	30
14	Ken B.	20
15	"Hammer"	0
16	Robert	0
17	Ben S.	0


	 <b>2021</b> 		
---	---	---	---

Evan				Cav				Brian				John				
Wager	Bet	Odds	Won	Wager	Bet	Odds	Won	Wager	Bet	Odds	Won	Wager	Bet	Odds	Won	
1	Phi by 6-10 pts	30	+500	0	Phi -1.5/Under 49.5	30	+250	0	KC by 1-5	20	+450	90	KC by 10-16	10	+1600	0
2	Phi -1.5/Under 49.5	30	+250	0	1st TD-Field	30	+400	0	KC Win/Kelce TD	50	+200	100	KC +1 1/2/Under 49.5	50	+300	0
3	Win both halves-Phi	30	+350	0	Most Sacks-KC/Tie	10	+300	30	Phi 1st Drive-Punt	20	+100	0	1st TD-Kelce	30	+700	0
4	1st TD-D. Smith	10	+1100	0	Most Turnovers:Tie	10	+300	0	Mahomes Over 2 1/2 TD	20	+100	20	KC Win/Kelce TD	30	+200	60
5	Phi Win/Gainwell TD	20	+700	0	1st FG Attempt-Phi Good	50	+300	0	Sanders Over 63.5 Yards	40	+100	0	2 TD's-Kelce	20	+550	0
6	1st FG Attempt-KC Good	40	+300	0	1st Drive Phil-FG Attempt	40	+400	0	Total FG's Un 3.5	20	+100	20	1st Score-Phi FG	40	+400	0
7	Total FG's Un 3.5	40	+100	40	Hurts Un 242.5 Yd Pass	30	+100	0	KC Over 24.5 Points	30	+100	30	Kelce Over 77.5 Rec Yds	20	+100	20
<b>Totals:</b>		<b>200</b>	<b>40</b>		<b>Totals:</b>		<b>200</b>	<b>30</b>	<b>Totals:</b>		<b>200</b>	<b>260</b>	<b>Totals:</b>		<b>200</b>	<b>80</b>

			
---	---	---	---

Coupang				Matt B.				Ken B.				"Shark"				
Wager	Bet	Odds	Won	Wager	Bet	Odds	Won	Wager	Bet	Odds	Won	Wager	Bet	Odds	Won	
1	Phi By 11-15	10	+1000	0	2-point Conversion Made	40	+300	120	Most Points Quarter-3rd	20	+500	0	Phi by 6-10 pts	20	+500	0
2	Defensive TD in Game	10	+300	30	1st TD-Kelce	20	+700	0	1st Drive Gm-FG Attempt	40	+400	0	1st Qtr Lead Change-Yes	30	+300	0
3	Satorade Color-Green/Yello	10	+350	0	KC Win/Kelce TD	40	+200	80	KC Win/Maho 300+ Pass'g	20	+250	0	1st TD-Brown	20	+900	0
4	KC Win/McKinnon TD	50	+400	0	KC Win/Maho 300+ Pass'g	20	+250	0	2 TD's-Kelce	40	+550	0	Phi Win/Gainwell TD	20	+700	0
5	KC Win/Kelce 110 Yd Rec	30	+350	0	Most Sacks-Phi	30	+200	0	1st Score-Phi FG	30	+400	0	Most Sacks-Phi	40	+200	0
6	1st Game Score: Phi TD	50	+200	100	1st Score-KC FG	30	+400	0	Goedert Ov 45.5 Rec Yd	20	+100	20	Mahomes Ov 1.5 Intercep	20	+100	0

7	Hurts Over 1.5 TD Pass	40	+100	0	Hurts Ov 21.5 Completion	20	+100	20	Kelce Over 7.5 Receptions	30	+100	0	Kelce Over 77.5 Rec Yds	50	+100	50			
<b>Totals:</b>		<b>200</b>		<b>130</b>	<b>Totals:</b>		<b>200</b>		<b>220</b>	<b>Totals:</b>		<b>200</b>		<b>20</b>	<b>Totals:</b>		<b>200</b>		<b>50</b>
												 <b>2023</b> 							
<b>Kevin</b>				<b>Reed</b>				<b>Robert</b>				<b>Dick N.</b>							
	<i>Wager</i>	<i>Bet</i>	<i>Odds</i>	<i>Won</i>	<i>Wager</i>	<i>Bet</i>	<i>Odds</i>	<i>Won</i>	<i>Wager</i>	<i>Bet</i>	<i>Odds</i>	<i>Won</i>	<i>Wager</i>	<i>Bet</i>	<i>Odds</i>	<i>Won</i>			
1	Overtime in Game	20	+900	0	1st Drive Gm-Offense TD	20	+300	60	Most Points Quarter-3rd	40	+500	0	KC by 1-5	30	+450	135			
2	1st Drive Gm-FG Attempt	40	+400	0	1st TD Game-Kelce	40	+700	0	1st Drive Gm-FG Attempt	40	+400	0	Phi by 1-5	30	+450	0			
3	KC Win/Pacheco TD	50	+300	150	KC Win/Kelce 100 Rec Yds	30	+350	0	1st TD-Kelce	30	+700	0	Either Team Win By 3	50	+350	175			
4	KC Win/Pacheco 70+Rush	20	+250	50	2 TD's-Kelce	20	+550	0	1st Score Game-KC FG	10	+400	0	1st TD-Hurts	30	+600	180			
5	2 TD's-Pacheco	20	+850	0	1st Score Game-KC TD	20	+200	0	1st FG Attempt-KC Good	30	+300	0	1st TD-Kelce	30	+700	0			
6	1st Drive Phil-FG Attempt	20	+400	0	1st half Phi/End Reg KC	20	+650	130	1st FG Attempt-None	30	+2500	0	1st FG Attempt-KC Good	20	+300	0			
7	McKinnon Un 50.5 Tot Yds	30	+100	30	Kelce Ov 7.5 Receptions	50	+100	0	Kelce Over 7.5 Receptions	20	+100	0	Total FG's Un 3.5	10	+100	10			
<b>Totals:</b>		<b>200</b>		<b>230</b>	<b>Totals:</b>		<b>200</b>		<b>190</b>	<b>Totals:</b>		<b>200</b>		<b>0</b>	<b>Totals:</b>		<b>200</b>		<b>500</b>

				
<b>Adam</b>				
	<i>Wager</i>	<i>Bet</i>	<i>Odds</i>	<i>Won</i>
1	Hurts Un 242.5 Yd Pass	50	+100	0
2	McKinnon Un 50.5 Tot Yds	50	+100	50
3	Most Sacks-Phi	50	+200	0
4	Race to 30 pts-KC	10	+300	30
5	KC by 6-10	10	+550	0
6	KC by 1-5	20	+450	90
7	KC Win/Maho 300+ Pass'g	10	+250	0
<b>Totals:</b>		<b>200</b>		<b>170</b>