


































2024 profootballsidekick.com Analysts PLAYOFF Picks Versus Spread

profootballsidekick.com WRITERS		profootballsidekick.com ANALYSTS										
	 Pete		 Nate		 "Showtime"		 Reed		 Kevin		 Evan	
	2011  2012  2013  2014  2016  2019  2020  2022  2021 		2011  2012  2015  2017  2021 		2011  2022 		2023 		2023  2024 			
2024 W/L	6 7		6 7		6 7		4 9		3 10		8 5	
2024 % Wins	46%		46%		46%		31%		23%		62%	
2024 Teams	WRITERS TEAM RECORD				ANALYSTS TEAM RECORD							
Team Win/Loss	12		14		21				31			
Team % Wins	46%				40%							
	SUPER BOWL LIX		FAVORITE			POINT SPREAD		UNDERDOG				
			Kansas City			1 1/2		Philadelphia				
												
Conference Championship	Philadelphia -4 1/2		Washington +4 1/2			Washington +4 1/2		Philadelphia -4 1/2		Philadelphia -4 1/2		
	Buffalo +1 1/2		Buffalo +1 1/2			Buffalo +1 1/2		Kansas City -1 1/2		Buffalo +1 1/2		
Division Playoff	Kansas City -8 1/2		Houston +8 1/2			Houston +8 1/2		Houston +8 1/2		Houston +8 1/2		
	Detroit -8 1/2		Detroit -8 1/2			Washington +8 1/2		Washington +8 1/2		Detroit -8 1/2		
	Baltimore +1 1/2		Buffalo -1 1/2			Baltimore +1 1/2		Buffalo -1 1/2		Baltimore +1 1/2		
	Philadelphia -6 1/2		LA Rams +6 1/2			Philadelphia -6 1/2		Philadelphia -6 1/2		LA Rams +6 1/2		
Super Wild Card Weekend	LA Chargers -2 1/2		Houston +2 1/2			LA Chargers -2 1/2		LA Chargers -2 1/2		LA Chargers -2 1/2		
	Baltimore -9 1/2		Baltimore -9 1/2			Baltimore -9 1/2		Pittsburgh +9 1/2		Pittsburgh +9 1/2		
	Denver +8 1/2		Buffalo -8 1/2			Buffalo -8 1/2		Buffalo -8 1/2		Denver +8 1/2		
	Philadelphia -4 1/2		Philadelphia -4 1/2			Philadelphia -4 1/2		Green Bay +4 1/2		Philadelphia -4 1/2		
	Washington +3		Tampa Bay -3			Washington +3		Tampa Bay -3		Tampa Bay -3		
Minnesota -1 1/2		Minnesota -1 1/2			Minnesota -1 1/2		Minnesota -1 1/2		Minnesota -1 1/2			

2024 PLAYOFFS					
RANK	ANALYST	WON	LOST	% WINS	GB
1	Evan	8	5	61.5%	0
2	Nate	6	7	46.2%	-2
3	"Showtime"	6	7	46.2%	-2
4	Pete	6	7	46.2%	-2
5	Reed	4	9	30.8%	-4
6	Kevin	3	10	23.1%	-5

ALL-TIME PLAYOFFS 2011-2024

2024 SUPER BOWL ROUND ODDS		
FAVORITE	LINE	UNDERDOG
Kansas City	1 1/2	Philadelphia

ALL-TIME SUPER BOWL 2011-2024

RANK	ANALYST	WON	LOST	% WINS	GB
1	Pete	96	66	59.3%	0
2	Dave	47	41	53.4%	-12
3	Evan	20	18	52.6%	-14
4	Nate	85	77	52.5%	-11
5	Montana	23	21	52.3%	-14
6	Jim	36	33	52.2%	-13 1/2
7	"Showtime"	71	91	43.8%	-25
8	Kevin	27	36	42.9%	-19 1/2
9	Reed	53	76	41.1%	-26 1/2

30

4

RANK	ANALYST	WON	LOST	% WINS	GB
1	Pete	7	3	70.0%	0
2	"Showtime"	7	5	58.3%	-1
3	Dave	4	3	57.1%	-1 1/2
4	Jim	3	3	50.0%	-2
5	Montana	1	1	50.0%	-2
6	Nate	5	7	41.7%	-3
7	Kevin	2	3	40.0%	-2 1/2
8	Evan	1	3	25.0%	-3
9	Reed	2	8	20.0%	-5

YEARLY PICK RECORD HISTORY

Teams	Writers					profootballsidekick.com Analysts								
	'11	'12	'13	'14	'15									
Annual Best Picks --->														
	'17	'19	'20	'21	'22	'23	'24	2014	2016	2018				
Lifetime W/L	181				143				277			316		
Lifetime %	56%								47%					

Individual	Pete		Nate		Eric		Reed		Kevin		Evan	
2011 Won/Loss	7	4	7	4	7	4	5	6	n/a	n/a	n/a	n/a
2012 Won/Loss	9	2	9	2	7	4	0	0	n/a	n/a	n/a	n/a
2013 Won/Loss	9	2	5	6	5	6	0	0	n/a	n/a	n/a	n/a
2014 Won/Loss	6	5	4	7	4	7	0	0	n/a	n/a	n/a	n/a
2015 Won/Loss	7	4	8	3	3	8	7	4	n/a	n/a	n/a	n/a
2016 Won/Loss	7	4	3	8	5	6	6	5	n/a	n/a	n/a	n/a
2017 Won/Loss	5	6	8	3	4	7	7	4	n/a	n/a	n/a	n/a
2018 Won/Loss	5	6	4	7	4	7	2	9	n/a	n/a	n/a	n/a
2019 Won/Loss	9	2	7	4	6	5	5	6	n/a	n/a	n/a	n/a
2020 Won/Loss	7	5	6	6	5	7	6	6	6	6	n/a	n/a
2021 Won/Loss	7	6	8	5	5	8	6	7	6	7	n/a	n/a
2022 Won/Loss	7	5	5	7	7	5	2	10	6	6	6	6
2023 Won/Loss	5	8	5	8	3	10	3	10	6	7	6	7
2024 Won/Loss	6	7	6	7	6	7	4	9	3	10	8	5
Lifetime W/L	96	66	85	77	71	91	53	76	27	36	20	18
Lifetime %	59.3%		52.5%		43.8%		41.1%		42.9%		52.6%	

Montana 2011-2014:

23

21

52%

Dave 2012-2019:

47

41

53%

Jim 2016-2021:

36

33

52%

PLAYOFF PICK HISTORY - ALL ANALYSTS: 50%

Dave won Best Picks crown for 2014 and 2018.

Jim won Best Picks crown for 2016.

