





































2024 NFL Analysts Regular Season Picks Versus the Spread

		PRO FOOTBALL SIDEKICK WRITERS				PRO FOOTBALL SIDEKICK ANALYSTS						
												
Past Awards		Pete		Nate		"Showtime"		Reed	Kevin		Evan	
Spread Picks Champ		2016  2020  2021  2022 	2015  2018 		2011  2014  2019 		---		---		2023 	
Lock Picks Champ		2020 	2023 		2017  2018 		2016  2019 		2022  2023 		2021 	---
Team Spread Picks Champs		'11 '12 '13 '15 '16 '17 '18 '19 '20 '21'22         				2014  2023 						

WEEKLY PICKS VERSUS SPREAD						
Lock Pick ---->	Dallas -3 1/2	Las Vegas +12 1/2	Washington -5 1/2	Indianapolis -3	Philadelphia +3	LA Rams -3
Week 13 Picks	LA Rams -3	Dallas -4	Houston -5	Detroit -10	New England +3	Tampa Bay -6
	LA Chargers -2	Washington -5 1/2	Minnesota -3 1/2	Green Bay -3 1/2	Seattle -2 1/2	Baltimore -3
	Philadelphia +3	Houston -5	Tampa Bay -5 1/2	San Francisco +7	Houston -5	Arizona +3 1/2
	Pittsburgh +3	Detroit -10	Indianapolis -3	Pittsburgh +3	Carolina +6	Kansas City -12 1/2
WEEK 13 LINES	FAVORITE	POINT SPREAD	UNDERDOG	FAVORITE	POINT SPREAD	UNDERDOG
* Home team in capital letters, two teams in small caps is neutral field	DETROIT	10	Chicago	Indianapolis	3	NEW ENGLAND
	DALLAS	3 1/2	NY Giants	MINNESOTA	3 1/2	Arizona
	GREEN BAY	3 1/2	Miami	CINCINNATI	3	Pittsburgh
	KANSAS CITY	12 1/2	Las Vegas	LA CHARGERS	2	ATLANTA
	Houston	5	JACKSONVILLE	Tampa Bay	6	CAROLINA
	WASHINGTON	5 1/2	Tennessee	BALTIMORE	3	Philadelphia
	Seattle	2 1/2	NY JETS	BUFFALO	7	San Francisco
	LA Rams	3	NEW ORLEANS	DENVER	5 1/2	Cleveland

2024 LEADERS											
Individual Analysts - All Picks						Individual Analysts - Lock Picks					
RANK	ANALYST	WINS	LOSSES	WIN %	GB	RANK	ANALYST	WINS	LOSSES	WIN %	GB
1	"Showtime"	39	20	66.1%	0	1	Reed	8	4	66.7%	0
2	Pete	36	24	60.0%	-3 1/2	2	Evan	7	5	58.3%	-1
3	Kevin	33	27	55.0%	-6 1/2	3	"Showtime"	7	5	58.3%	-1
4	Evan	32	28	53.3%	-7 1/2	4	Nate	7	5	58.3%	-1
5	Nate	31	28	52.5%	-8	5	Pete	6	6	50.0%	-2
6	Reed	30	29	50.8%	-9	6	Kevin	6	6	50.0%	-2
ALL		201	156	56.3%		ALL		41	31	56.9%	
Teams: Writers vs Analysts											
RANK	ANALYST	WINS	LOSSES	WIN %	GB						
1	Writers	67	52	56.3%	0						
2	Analysts	134	104	56.3%	0						

ALL-TIME RESULTS														
Individual - All Picks				Teams - All Picks				Individual Analysts - Lock Picks						
RANK	ANALYST	WINS	LOSSES	WIN %	RANK	ANALYST	WINS	LOSSES	WIN %	RANK	ANALYST	WINS	LOSSES	WIN %
1	Pete	54.1%	1	Writers	52.5%	1	Pete	59.7%						
2	Evan	54.0%	2	Analysts	50.8%	2	"Showtime"	57.9%						
3	Kevin	52.8%	3	Reed	56.4%	3	Reed	56.4%						
4	"Showtime"	52.2%	4	Nate	54.7%	4	Nate	54.7%						
5	Nate	51.0%	5	Evan	52.1%	5	Evan	52.1%						
6	Reed	50.3%	6	Kevin	51.9%	6	Kevin	51.9%						

Individual Spread Pick Records													
Year	Pete		Nate		"Showtime"		Reed		Kevin		Evan		
	Won	Lost	Won	Lost	Won	Lost	Won	Lost	Won	Lost	Won	Lost	
2011	44	37	46	36	45	35	38	44	n/a	n/a	n/a	n/a	
2012	44	40	42	40	42	41	n/a	n/a	n/a	n/a	n/a	n/a	
2013	36	46	n/a	37	46	32	50	n/a	n/a	n/a	n/a	n/a	
2014	44	40	36	46	44	39	n/a	n/a	n/a	n/a	n/a	n/a	
2015	36	47	47	34	42	42	45	36	n/a	n/a	n/a	n/a	
2016	48	35	39	43	42	41	44	38	n/a	n/a	n/a	n/a	
2017	44	38	46	35	41	41	49	32	n/a	n/a	n/a	n/a	
2018	44	38	50	30	43	38	42	40	n/a	n/a	n/a	n/a	
2019	45	38	47	37	49	35	46	39	n/a	n/a	n/a	n/a	
2020	44	39	38	46	42	42	34	50	33	51	n/a	n/a	
2021	54	36	41	49	47	42	43	46	50	39	n/a	n/a	
2022	52	37	44	43	46	41	40	48	49	39	41	48	
2023	52	34	40	48	46	42	43	47	51	37	55	33	
2024	36	24	31	28	39	20	30	29	33	27	32	28	
Totals	623	529	584	561	600	549	454	449	216	193	128	109	
	54.1%		51.0%		52.2%		50.3%		52.8%		54.0%		

Individual Spread Pick Lock Records													
Year	Pete	Nate	"Showtime"	Reed	Kevin	Evan							
2016	9	7	6	11	10	7	7	10	n/a	n/a	n/a	n/a	
2017	9	8	14	2	8	7	10	7	n/a	n/a	n/a	n/a	
2018	10	7	12	4	6	10	9	7	n/a	n/a	n/a	n/a	
2019	11	5	11	5	12	5	8	9	n/a	n/a	n/a	n/a	
2020	11	6	8	9	9	8	6	11	4	13	n/a	n/a	
2021	9	9	9	9	10	7	12	6	14	4	n/a	n/a	
2022	12	6	9	9	11	6	12	5	9	9	8	10	
2023	12	6	5	13	11	6	12	6	9	7	10	8	

2024	6	6	7	5	7	5	8	4	6	6	7	5
Totals	89	60	81	67	84	61	84	65	42	39	25	23
	59.7%		54.7%		57.9%		56.4%		51.9%		52.1%	
Team Spread Pick Records												
					Montana 2011-2014:	156	169	48.0%				
					Dave 2012-2019:	305	355	46.2%				
					Jim 2016-2021:	268	235	53.3%				
profootballsidekick.com WRITERS					profootballsidekick.com ANALYSTS							
Team Champs ----->	'11, '12, '13, '15, '16, '17, '18, '19, '20, '21, '22 🏆				2014 🏆							
	Won		Lost		Won				Lost			
Win/Lost	1207		1090		2127				2059			
% Wins	52.5%				50.8%							

* Dave N. won spreads champ in 2012 and 2013.

ALL PICKS ANALYST HALL OF FAME			
1	2024	Showtime	66.1%
2	2023	Evan	62.5%
2	2018	Nate	62.5%
4	2017	Jim	62.2%
5	2017	Reed	60.5%
5	2023	Pete	60.5%
7	2021	Pete	60.0%
7	2024	Pete	60.0%
9	tbd	tbd	tbd
10	tbd	tbd	tbd

LOCK PICKS ANALYST HALL OF FAME			
1	2017	Nate	87.5%
2	2021	Kevin	77.8%
3	2018	Nate	75.0%
4	2022	Reed	70.6%
4	2019	Showtime	70.6%
6	2019	Nate	68.8%
6	2019	Pete	68.8%
8	2022	Pete	67.7%
8	2023	Reed	66.7%
8	2023	Pete	66.7%
8	2021	Reed	66.7%
8	2024	Reed	66.7%

