


























1st ANNUAL profootballsidekick.com NHL SEASON COST CAP CONTEST - 2023

ANALYSTS															STANDINGS														
As of: 1/1/24																													
																									1	Shark	137		
Pete					Shark					'Showtime'					Brian D.					Evan					2	'Stickkid'	135		
121					137					127					119					121					3	Duncan	133		
121					137					127					119					121					4	Ken Bl.	129		
#	COST/PICK/POINTS			COST/PICK/POINTS			COST/PICK/POINTS			COST/PICK/POINTS			COST/PICK/POINTS			COST/PICK/POINTS			COST/PICK/POINTS			4	Tyler	129					
1	14	Dallas	22	14	Vegas	22	14	Vegas	22	15	Edmonton	18	14	Dallas	22	6	Lenya	128											
2	12	LA Kings	20	14	NY Rangers	25	14	NY Rangers	25	14	Dallas	22	11	Calgary	15	7	Cav	127											
3	11	Minnesota	16	9	Ottawa	14	13	Boston	22	11	Minnesota	16	11	Pittsburgh	18	7	'Hammer'	127											
4	10	Buffalo	15	8	NY Islanders	17	11	Calgary	15	11	Pittsburgh	18	9	Ottawa	14	7	'Showtime'	127											
5	6	Detroit	17	7	Vancouver	23	5	Washington	17	5	St. Louis	18	8	Winnipeg	22	10	Rick	126											
6	4	Arizona	19	5	Washington	17	2	Chicago	11	3	Columbus	12	6	Detroit	17	11	Josh L.	124											
7	3	Columbus	12	3	Philadelphia	19	1	Montreal	15	1	Montreal	15	1	Anaheim	13	12	Evan	121											
60				60				60			60			60			12	Pete	121										
ANALYSTS															14	Brian D.	119												
																									15	Mark	118		
'Hammer'					Tyler					'Stickkid'					Mark					Chris P.					16	Billy	117		
127					129					135					118					110					17	Bruce	114		
127					129					135					118					110					17	Dan	114		
#	COST/PICK/POINTS			COST/PICK/POINTS			COST/PICK/POINTS			COST/PICK/POINTS			COST/PICK/POINTS			COST/PICK/POINTS			COST/PICK/POINTS			19	Chris P.	110					
1	14	Dallas	22	16	New Jersey	19	15	Colorado	23	16	Carolina	20	16	Toronto	17	21	'Coupang'	106											
2	12	Tampa Bay	18	14	Vegas	22	15	Edmonton	18	15	Edmonton	18	14	Dallas	22	22	z-Open	0											
3	11	Pittsburgh	18	12	LA Kings	20	14	Vegas	22	10	Seattle	14	10	Buffalo	15	23	z-Open	0											
4	10	Buffalo	15	8	NY Islanders	17	7	Vancouver	23	9	Ottawa	14	9	Ottawa	14	24	z-Open	0											
5	5	Washington	17	6	Detroit	17	4	Arizona	19	6	Nashville	20	6	Detroit	17	25	z-Open	0											
6	5	St. Louis	18	3	Philadelphia	19	3	Philadelphia	19	3	Philadelphia	19	3	Columbus	12	Red shading - analyst eliminated													
7	3	Philadelphia	19	1	Montreal	15	2	Chicago	11	1	Anaheim	13	1	Anaheim	13	Red shading - analyst eliminated													
60				60				60			60			59		POINTS AWARDED TABLE													
ANALYSTS															TEAM	TEAM COST	TIMES PICKED	WINS											
																									1	Anaheim	1	6	13
'Coupang'					Roland					Ken Bl.					Duncan					Bruce					2	Arizona	4	3	19
106					107					129					133					114					3	Boston	13	5	22
106					107					129					133					114					4	Buffalo	10	8	15
#	COST/PICK/POINTS			COST/PICK/POINTS			COST/PICK/POINTS			COST/PICK/POINTS			COST/PICK/POINTS			COST/PICK/POINTS			COST/PICK/POINTS			5	Calgary	11	3	15			
1	16	New Jersey	19	16	Carolina	20	16	Carolina	20	15	Edmonton	18	16	Carolina	20	6	Carolina	16	4	20									
2	15	Edmonton	18	16	Toronto	17	14	NY Rangers	25	15	Colorado	23	12	Tampa Bay	18	7	Chicago	2	9	11									
3	14	Dallas	22	13	Boston	22	12	Tampa Bay	18	12	LA Kings	20	10	Buffalo	15	8	Colorado	15	2	23									
4	10	Seattle	14	11	Calgary	15	6	Nashville	20	6	Detroit	17	9	Ottawa	14	9	Columbus	3	3	12									

5	2	Chicago	11	2	Chicago	11	5	St. Louis	18	5	Washington	17	8	NY Islanders	17	10	Dallas	14	6	22
6	1	Anaheim	13	1	Anaheim	13	5	Washington	17	4	Arizona	19	3	Philadelphia	19	11	Detroit	6	6	17
7	1	San Jose	9	1	San Jose	9	2	Chicago	11	3	Philadelphia	19	2	Chicago	11	12	Edmonton	15	7	18
	59			60			60			60			60			13	Florida	13	0	22
ANALYSTS																				
																				
		Lenya		Rick		Dan		Josh L.		Billy										
Pts>		128		126		114		124		117										
#		COST/PICK/POINTS		COST/PICK/POINTS		COST/PICK/POINTS		COST/PICK/POINTS		COST/PICK/POINTS										
1	15	Edmonton	18	15	Edmonton	18	12	Tampa Bay	18	14	Vegas	22	16	New Jersey	19	21	Ottawa	9	5	14
2	14	NY Rangers	25	14	Vegas	22	12	LA Kings	20	12	Tampa Bay	18	14	NY Rangers	25	22	Philadelphia	3	9	19
3	13	Boston	22	13	Boston	22	11	Minnesota	16	10	Seattle	14	11	Minnesota	16	23	Pittsburgh	11	3	18
4	12	LA Kings	20	8	NY Islanders	17	10	Buffalo	15	10	Buffalo	15	10	Buffalo	15	24	San Jose	1	3	9
5	3	Philadelphia	19	5	Washington	17	8	NY Islanders	17	7	Vancouver	23	5	St. Louis	18	25	Seattle	10	4	14
6	1	Montreal	15	3	Philadelphia	19	5	Washington	17	6	Detroit	17	2	Chicago	11	26	St. Louis	5	4	18
7	1	San Jose	9	2	Chicago	11	2	Chicago	11	1	Montreal	15	1	Anaheim	13	27	Tampa Bay	12	5	18
	59			60			60			60			59			28	Toronto	16	2	17
ANALYSTS																				
																				
		Cav		z-Open		z-Open		z-Open		z-Open										
Pts>		127		0		0		0		0										
#		COST/PICK/POINTS		COST/PICK/POINTS		COST/PICK/POINTS		COST/PICK/POINTS		COST/PICK/POINTS										
1	13	Boston	22	---	-----	---	---	-----	---	---	-----	---	---	-----	---					
2	10	Seattle	14	---	-----	---	---	-----	---	---	-----	---	---	-----	---					
3	10	Buffalo	15	---	-----	---	---	-----	---	---	-----	---	---	-----	---					
4	8	NY Islanders	17	---	-----	---	---	-----	---	---	-----	---	---	-----	---					
5	8	Winnipeg	22	---	-----	---	---	-----	---	---	-----	---	---	-----	---					
6	6	Nashville	20	---	-----	---	---	-----	---	---	-----	---	---	-----	---					
7	5	Washington	17	---	-----	---	---	-----	---	---	-----	---	---	-----	---					
	60			0		0		0		0			0							
RULES																				
1) 20 entry, due Saturday, Oct. 14.																				
2) Analysts pick exactly 7 teams.																				
3) Teams combined cost- 60 or less.																				
4) Earn 1 pt. per regular season win.																				
5) Most points sum all teams wins.																				
6) Tiebreakers:																				
a. Split																				