














profootballsidekick.com 2024 NFL MOCK DRAFT - Round 1

















Last Updated: April 26, 2024

		Pro Football Sidekick Writers						Pro Football Sidekick Senior Draft Analysts												ESPN Kingpin Draft Analyst					
		 2011  2012  2014  2018  2021  2023 			 2013  2014  2015  2016  2017  2020 			 2017  2019  2024 							 2022 										
		Pete			Nate			Reed				Chris			Evan			Mel Kiper							
2024 Points >		62			66			68				55			65			62							
Pick # - Team	Player Pick	Tm	Pk#	Rd1	Player Pick	Tm	Pk#	Rd1	Player Pick	Tm	Pk#	Rd1	Player Pick	Tm	Pk#	Rd1	Player Pick	Tm	Pk#	Rd1					
1	 Calib Williams, QB USC	2	1	1	C. Williams, QB USC	2	1	1	C. Williams, QB USC	2	1	1	C. Williams, QB USC	2	1	1	C. Williams, QB USC	2	1	1	C. Williams, QB USC	2	1	1	
2	 Jalen Daniels, QB LSU	2	1	1	J. Daniels, QB LSU	2	1	1	J. Daniels, QB LSU	2	1	1	J. Daniels, QB LSU	2	1	1	J. Daniels, QB LSU	2	1	1	J. Daniels, QB LSU	2	1	1	J. Daniels, QB LSU
3	 D. May, QB UNC	2	1	1	D. May, QB UNC	2	1	1	D. May, QB UNC	2	1	1	D. May, QB UNC	2	1	1	D. May, QB UNC	2	1	1	D. May, QB UNC	2	1	1	D. May, QB UNC
4	 M. Harrison, WR Ohio State	2	1	1	M. Harrison, WR Ohio State	2	1	1	M. Harrison, WR Ohio State	2	1	1	M. Harrison, WR Ohio State	2	1	1	M. Harrison, WR Ohio State	2	1	1	M. Harrison, WR Ohio State	2	1	1	M. Harrison, WR Ohio State
5	 M. Nabors, WR LSU	0	0	1	JJ McCarthy, QB Michigan	0	0	1	Joe Alt, OT Notre Dame	2	1	1	M. Nabors, WR LSU	0	0	1	Joe Alt, OT Notre Dame	2	1	1	M. Nabors, WR LSU	0	0	1	M. Nabors, WR LSU
6	 R. Odunze, WR Washington	1	1	1	M. Nabors, WR LSU	2	1	1	M. Nabors, WR LSU	2	1	1	R. Odunze, WR Washington	1	1	1	M. Nabors, WR LSU	2	1	1	R. Odunze, WR Washington	1	1	1	R. Odunze, WR Washington
7	 Joe Alt, OT Notre Dame	1	1	1	Joe Alt, OT Notre Dame	1	1	1	D. Turner, Edge Alabama	0	0	1	Joe Alt, OT Notre Dame	1	1	1	R. Odunze, WR Washington	0	0	1	Joe Alt, OT Notre Dame	1	1	1	Joe Alt, OT Notre Dame
8	 D. Turner, Edge Alabama	0	0	1	D. Turner, Edge Alabama	0	0	1	J. Verse, Edge Flordia State	0	0	1	D. Turner, Edge Alabama	0	0	1	L. Latu, Edge UCLA	0	0	1	D. Turner, Edge Alabama	0	0	1	D. Turner, Edge Alabama
9	 B. Murphy II, Edge Flordia State	0	0	1	R. Odunze, WR Washington	2	1	1	R. Odunze, WR Washington	2	1	1	O. Fashanu, OT Penn State	0	0	1	D. Turner, Edge Alabama	0	0	1	J. Verse, Edge Flordia State	0	0	1	J. Verse, Edge Flordia State
10	 JC Latham, OT Alabama	1	0	1	B. Bowers, TE Georgia	0	0	1	T. Fuanga, OT Oregon State	1	0	1	B. Bowers, TE Georgia	0	0	1	T. Fuanga, OT Oregon State	1	0	1	B. Bowers, TE Georgia	0	0	1	B. Bowers, TE Georgia
11	 JJ McCarthy, QB Michigan	2	0	1	M. Penix, QB Washington	1	0	1	JJ McCarthy, QB Michigan	2	0	1	T. Arnold, CB Alabama	0	0	1	JJ McCarthy, QB Michigan	2	0	1	JJ McCarthy, QB Michigan	2	0	1	JJ McCarthy, QB Michigan
12	 B. Bowers, TE Georgia	0	0	1	J. Verse, Edge Flordia State	0	0	1	Q. Mitchell, CB Toledo	0	0	1	JJ McCarthy, QB Michigan	1	1	1	B. Bowers, TE Georgia	0	0	1	Bo Nix, QB Oregon	2	1	1	Bo Nix, QB Oregon
13	 T. Fuanga, OT Oregon State	0	0	1	JC Latham, OT Alabama	0	0	1	JC Latham, OT Alabama	0	0	1	B. Murphy II, Edge Flordia State	0	0	1	T. Arnold, CB Alabama	0	0	1	JC Latham, OT Alabama	0	0	1	JC Latham, OT Alabama
14	 O. Fashanu, OT Penn State	1	1	1	O. Fashanu, OT Penn State	1	1	1	O. Fashanu, OT Penn State	1	1	1	J. Newton, IDL Illinois	0	0	0	O. Fashanu, OT Penn State	1	1	1	O. Fashanu, OT Penn State	1	1	1	O. Fashanu, OT Penn State
15	 Q. Mitchell, CB Toledo	0	0	1	B. Thomas, Jr., WR LSU	0	0	1	B. Bowers, TE Georgia	0	0	1	T. Fuanga, OT Oregon State	0	0	1	B. Thomas, Jr., WR LSU	0	0	1	Q. Mitchell, CB Toledo	0	0	1	Q. Mitchell, CB Toledo
16	 T. Fautanu, OT Washington	0	0	1	B. Murphy II, Edge Flordia State	2	1	1	T. Fautanu, OT Washington	0	0	1	L. Latu, Edge UCLA	1	1	1	T. Fautanu, OT Washington	0	0	1	T. Fautanu, OT Washington	0	0	1	T. Fautanu, OT Washington
17	 T. Arnold, CB Alabama	0	0	1	T. Fuanga, OT Oregon State	0	0	1	B. Thomas, Jr., WR LSU	2	0	1	J. Verse, Edge Flordia State	0	1	1	Q. Mitchell, CB Toledo	0	0	1	T. Arnold, CB Alabama	0	0	1	T. Arnold, CB Alabama
18	 L. Latu, Edge UCLA	0	0	1	J. Newton, IDL Illinois	0	0	0	B. Murphy II, Edge Flordia State	0	0	1	N. Wiggins, CB Clemson	0	0	1	B. Murphy II, Edge Flordia State	0	0	1	T. Fuanga, OT Oregon State	1	1	1	T. Fuanga, OT Oregon State
19	 J. Verse, Edge Flordia State	2	1	1	Q. Mitchell, CB Toledo	0	0	1	L. Latu, Edge UCLA	1	1	1	K. Coleman, WR Flordia State	0	0	0	J. Verse, Edge Flordia State	2	1	1	B. Murphy II, Edge Flordia State	1	1	1	B. Murphy II, Edge Flordia State
20	 B. Thomas, Jr., WR LSU	0	0	1	X. Worthy, WR Texas	0	0	1	A. Mims, OT Georgia	1	1	1	T. Sweat, DT Texas	0	0	0	JC Latham, OT Alabama	1	1	1	B. Thomas, Jr., WR LSU	0	0	1	B. Thomas, Jr., WR LSU
21	 G. Barton, OL Duke	0	0	1	L. Latu, Edge UCLA	1	1	1	G. Barton, OL Duke	0	0	1	C. Robinson, Edge Penn State	2	1	1	G. Barton, OL Duke	0	0	1	G. Barton, OL Duke	0	0	1	G. Barton, OL Duke

22		N. Wiggins, CB Clemson	1	1	1	T. Arnold, CB Alabama	1	1	1	C. DeJean, CB Iowa	1	1	0	Q. Mitchell, CB Toledo	2	1	1	C. DeJean, CB Iowa	1	1	0	N. Wiggins, CB Clemson	1	1	1
23		J. Newton, IDL Illinois	1	0	0	C. Robinson, Edge Penn State	1	0	1	C. Robinson, Edge Penn State	1	0	1	M. Penix, QB Washington	0	0	1	D. Robinson, Edge Missouri	1	0	1	C. DeJean, CB Iowa	0	0	0
24		A. Mims, OT Georgia	1	0	1	Powers-Johnson,C Oregon	1	0	0	Powers-Johnson,C Oregon	1	0	0	J. Brooks, RB Texas	0	0	0	T. Guyton, OT Oklahoma	1	0	1	T. Guyton, OT Oklahoma	1	0	1
25		C. DeJean, CB Iowa	0	0	0	G. Barton, OL Duke	1	1	1	K. Suomataia, OT BYU	1	1	0	E. Cooper, LB Texas	0	0	0	A. Mims, OT Georgia	1	1	1	L. Latu, Edge UCLA	0	0	1
26		K. McKinstry, CB Alabama	0	0	0	A. Mims, OT Georgia	1	1	1	K. McKinstry, CB Alabama	0	0	0	K. McKinstry, CB Alabama	0	0	0	C. Robinson, Edge Penn State	0	0	1	X. Worthy, WR Texas	0	0	1
27		C. Robinson, Edge Penn State	1	1	1	A. Mitchell, WR Texas	0	0	0	J. Newton, IDL Illinois	1	1	0	B. Trice, Edge Washington	1	1	0	J. Newton, IDL Illinois	1	1	0	C. Robinson, Edge Penn State	1	1	1
28		A. Mitchell, WR Texas	0	1	0	T. Franklin, WR Oregon	0	1	0	A. Mitchell, WR Texas	0	1	0	B. Thomas, Jr., WR LSU	0	1	1	A. Mitchell, WR Texas	0	1	0	TJ Tampa, CB Iowa State	0	0	0
29		E. Rakestraw, CB Missouri	1	0	0	N. Wiggins, CB Clemson	1	0	1	M. Melton, DB Rutgers	1	0	0	K. Jenkins, DT Michigan	0	0	0	K. McKinstry, CB Alabama	1	0	0	X. Legette, WR South Carolina	0	0	1
30		T. Guyton, OT Oklahoma	0	0	1	K. Suomataia, OT BYU	0	0	0	T. Guyton, OT Oklahoma	0	0	1	J. Trotter, LB Clemson	0	0	0	Powers-Johnson,C Oregon	0	0	0	A. Mims, OT Georgia	0	0	1
31		J. Morgan, OT Arizona	0	0	1	L. McConkey, WR Georgia	1	1	0	J. Morgan, OT Arizona	0	0	1	T. Nubin, S Minnesota	0	0	0	L. McConkey, WR Georgia	1	1	0	R. Rosengarten, OT Washington	0	0	0
32		X. Worthy, WR Texas	2	1	1	D. Robinson, DT Missouri	0	0	1	J. Polk, WR Washington	1	1	0	X. Worthy, WR Texas	2	1	1	K. Suomataia, OT BYU	0	0	0	A. Mitchell, WR Texas	1	1	0
		Subtotals:	23	12	27	Subtotals:	25	15	26	Subtotals:	29	15	24	Subtotals:	19	14	22	Subtotals:	26	14	25	Subtotals:	21	13	28

Indiv. Pts 2024:	Pete	62	Nate	66	Reed	68	Chris	55	Evan	65	Mel Kiper	62
Team Pts 2024:	nflsideline Writers Average: 64.0						nflsideline Analysts Average: 62.7					

ANALYSTS TEAMS PICK SCORE HISTORY													
Team Pts 2024:	nflsideline Writers Average:	64.0							nflsideline Analysts Points Averaged -----> :	62.7			
Team Pts 2023:	nflsideline Writers Average:	51.5							nflsideline Analysts Points Averaged -----> :	48.3			
Team Pts 2022:	nflsideline Writers Average:	52.5							nflsideline Analysts Points Averaged -----> :	57.0			
Team Pts 2021:	nflsideline Writers Average:	58.5							nflsideline Analysts Points Averaged -----> :	50.3			
Team Pts 2020:	nflsideline Writers Average:	59.5							nflsideline Analysts Points Averaged -----> :	54.3			
Team Pts 2019:	nflsideline Writers Total:	64							nflsideline Analysts Total Points Combined:	59.5			
Team Pts 2018:	nflsideline Writers Total:	61							nflsideline Analysts Total Points Combined:	52			
Team Pts 2017:	nflsideline Writers Total:	73							nflsideline Analysts Total Points Combined:	64			
Team Pts 2016:	nflsideline Writers Total:	78							nflsideline Analysts Total Points Combined:	72			
Team Pts 2012:	nflsideline Writers Total:	75							nflsideline Analysts Total Points Combined:	64	(1 analyst 32 x 2)		

ANALYST INDIVIDUAL PICK SCORE HISTORY																		
Points 2024:	Pete	62	91	Nate	66	97	Reed 	68	100	Chris	55	81	Evan	65	96	Mel Kiper	62	91
Points 2023:	Pete 	56	100	Nate	47	84	Reed	49	88	Chris	45	80	Evan	51	91	Mel Kiper	54	96
Points 2022:	Pete	52	83	Nate	53	84	Reed	53	84	Chris	55	87	Evan 	63	100	n/a	n/a	n/a
Points 2021:	Pete 	60	100	Nate	57	95	Reed	53	88	Chris	50	83	Evan	48	80	Mel Kiper	58	97
Points 2020:	Pete	57	92	Nate 	62	100	Reed	51	82	Chris	58	94	Evan	54	87	n/a	n/a	n/a
Points 2019:	Pete	32.5	97	Nate	31.5	94	Reed 	33.5	100	Chris	26.0	78	n/a	n/a	n/a	n/a	n/a	n/a
Points 2018:	Pete 	31	100	Nate	30	97	Reed	29.0	94	Chris	23.0	74	n/a	n/a	n/a	n/a	n/a	n/a
Points 2017:	Pete	35	92	Nate 	38	100	Reed 	38.0	100	Chris	26.0	68	n/a	n/a	n/a	n/a	n/a	n/a
Points 2016:	Pete	35	81	Nate 	43	100	Reed	42.0	98	Chris	30.0	70	n/a	n/a	n/a	n/a	n/a	n/a
Points 2015:	Pete	27	77	Nate 	35	100	n/a	n/a	n/a	n/a	n/a	n/a	n/a	n/a	n/a	n/a	n/a	n/a
Points 2014*:	Pete 	32	100	Nate 	32	100	n/a	n/a	n/a	n/a	n/a	n/a	n/a	n/a	n/a	n/a	n/a	n/a
Points 2013:	Pete	31	78	Nate 	40	100	n/a	n/a	n/a	n/a	n/a	n/a	n/a	n/a	n/a	n/a	n/a	n/a
Points 2012:	Pete 	40	100	Nate	35	88	Reed	32.0	80	n/a	n/a	n/a	n/a	n/a	n/a	n/a	n/a	n/a
Points 2011*:	Pete 	*	*	Nate	*	*	n/a	n/a	n/a	n/a	n/a	n/a	n/a	n/a	n/a	n/a	n/a	n/a
All-Time Ave:	Pete	91.6		Nate	95.3		Reed	91.3		Chris	79.5		Evan	90.8		Mel Kiper	94.8	

MOCK DRAFT EVALUATION POINTS AWARDED CRITERIA

ROUND 1 CORRECT PICKS SCORING

Intent: Reward analysts for each pick that is correctly selected as a first round pick.
 Scoring Method: 1 point for each correct first round selection (maximum points is 32).

CORRECT PLAYER/POSITION TO CORRECT TEAM

Intent: Reward analysts for player and/or position to correct team regardless of pick # taken. Accounts for trades to a different pick # and rewards analysts for team needs analysis.
 Scoring Method: 2 points for correct player to team, 1 point for correct position drafted to team.

CORRECT PLAYER/POSITION TO CORRECT PICK #

Intent: Reward analysts for situations where trades wreck their board regarding exact player to right team. It allows reward for analyzing a certain player will go at a certain point based on talent regardless of the team picking him.
 Scoring Method: 2 points for correct player to correct pick #, 1 point for correct position to pick #.

CORRECT PLAYER/POSITION TO CORRECT TEAM/PICK # LIMITATION

Intent/Scoring: So scoring for right player and pick # scoring doesn't get out of hand we limit any pick to three points excluding 1 point for first round category.

MULTIPLE POSITION HYBRID PLAYERS

Background: Today's NFL has players lining up at multiple positions and draft experts changing a player's position for the NFL.
 Intent: Level the playing field for hybrid pick scoring so it is fair.
 Scoring: Positions considered the same position for scoring: OLB/ILB/DE/DT, SS/FS, G/OT. Center & Guard considered the same only if a major publication mentions a player plays both. Disputes-PFF.

TEAMS WITH MULTIPLE PICKS SCORING

Intent: When teams have multiple picks close together we don't want to score an analyst zero if they reverse the picks as their analysis was generally very good. This applies even if picks are far apart.
 Scoring: The multiple picks are interchangeable with a maximum of 3 points per pick awarded.

ALL-TIME AVERAGE GRADE STANDINGS

RANK / ANALYST		GRADE
1	Nate	95.3
2	Pete	91.6
3	Reed	91.3
4	Evan	90.8
5	Chris	79.5
n/a	Mel Kiper	94.8

ALL-TIME CHAMPIONSHIP % STANDINGS

RANK / ANALYST		W	L	% TIMES WON
1	Nate	6	8	43%
1	Pete	6	8	43%
3	Reed	3	7	30%
4	Evan	1	4	20%
5	Chris	0	8	0%

ALL-TIME RECORD VERSUS MEL KIPER

RANK / ANALYST		W	L	% TIMES WON
1	Pete	2	0	100%
2	Reed	1	2	33%
2	Evan	1	2	33%
4	Nate	1	2	33%
4	Chris	0	3	0%
All Analysts		5	9	36%


* Pete tied Mel Kiper in 2024

ALL-TIME TEAM GRADE AVERAGES

RANK / ANALYST		GRADE
1	Writers	93.4
2	Senior Analysts	87.2


HALL OF FAME

ALL-TIME GRADE



95.3

TOP 1-YEAR GRADE



68

% TIMES CHAMP



42.9%

Ties count as a championship for multiple analysts.

* 2011 scores unavailable; Nate's 2014 in part, a joint effort w/Pete.