

24rd Annual SURVIVOR CONTEST - 2024 Contest 2

profootballsidekick.com WRITERS		profootballsidekick.com ANALYSTS											
Wk													
*													
1	Seattle	Seattle	Chicago	Seattle	Seattle	Seattle	San Francisco	Seattle	San Francisco	Atlanta	Seattle	San Francisco	Seattle
2	Eliminated	Eliminated	Cincinnati	Eliminated	Eliminated	Eliminated	Eliminated	Eliminated	Eliminated	Houston	Eliminated	Eliminated	Eliminated
3	Eliminated	Eliminated	Washington	Eliminated	Eliminated	Eliminated	Eliminated	Eliminated	Eliminated	Washington	Eliminated	Eliminated	Eliminated
4	Eliminated	Eliminated	Detroit	Eliminated	Eliminated	Eliminated	Eliminated	Eliminated	Eliminated	Minnesota	Eliminated	Eliminated	Eliminated
5	Eliminated	Eliminated	Baltimore	Eliminated	Eliminated	Eliminated	Eliminated	Eliminated	Eliminated	Eliminated	Eliminated	Eliminated	Eliminated
6	-----	-----	-----	-----	-----	-----	-----	-----	-----	-----	-----	-----	-----
7	-----	-----	-----	-----	-----	-----	-----	-----	-----	-----	-----	-----	-----
8	-----	-----	-----	-----	-----	-----	-----	-----	-----	-----	-----	-----	-----
9	-----	-----	-----	-----	-----	-----	-----	-----	-----	-----	-----	-----	-----
10	-----	-----	-----	-----	-----	-----	-----	-----	-----	-----	-----	-----	-----
11	-----	-----	-----	-----	-----	-----	-----	-----	-----	-----	-----	-----	-----
12	-----	-----	-----	-----	-----	-----	-----	-----	-----	-----	-----	-----	-----
13	-----	-----	-----	-----	-----	-----	-----	-----	-----	-----	-----	-----	-----
14	-----	-----	-----	-----	-----	-----	-----	-----	-----	-----	-----	-----	-----
15	-----	-----	-----	-----	-----	-----	-----	-----	-----	-----	-----	-----	-----

GUEST ANALYSTS

Wk													
*				n/a						n/a			
1	Seattle	Green Bay	San Francisco	San Francisco	San Francisco	Washington	Seattle	Seattle	Seattle	Washington	Seattle	San Francisco	Seattle
2	Eliminated	No Pick	Eliminated	Eliminated	Eliminated	Atlanta	Eliminated	Eliminated	Eliminated	Philadelphia	Eliminated	Eliminated	Eliminated
3	Eliminated	Eliminated	Eliminated	Eliminated	Eliminated	Buffalo	Eliminated	Eliminated	Eliminated	Buffalo	Eliminated	Eliminated	Eliminated
4	Eliminated	Eliminated	Eliminated	Eliminated	Eliminated	Denver	Eliminated	Eliminated	Eliminated	Baltimore	Eliminated	Eliminated	Eliminated
5	Eliminated	Eliminated	Eliminated	Eliminated	Eliminated	Philadelphia	Eliminated	Eliminated	Eliminated	Eliminated	Eliminated	Eliminated	Eliminated
6	-----	-----	-----	-----	-----	-----	-----	-----	-----	-----	-----	-----	-----
7	-----	-----	-----	-----	-----	-----	-----	-----	-----	-----	-----	-----	-----
8	-----	-----	-----	-----	-----	-----	-----	-----	-----	-----	-----	-----	-----
9	-----	-----	-----	-----	-----	-----	-----	-----	-----	-----	-----	-----	-----
10	-----	-----	-----	-----	-----	-----	-----	-----	-----	-----	-----	-----	-----
11	-----	-----	-----	-----	-----	-----	-----	-----	-----	-----	-----	-----	-----
12	-----	-----	-----	-----	-----	-----	-----	-----	-----	-----	-----	-----	-----
13	-----	-----	-----	-----	-----	-----	-----	-----	-----	-----	-----	-----	-----
14	-----	-----	-----	-----	-----	-----	-----	-----	-----	-----	-----	-----	-----
15	-----	-----	-----	-----	-----	-----	-----	-----	-----	-----	-----	-----	-----


























--- More Guest Analysts below, scroll or page down ---

GUEST ANALYSTS

























Wk													
*													
1	San Francisco	Seattle	Seattle	Seattle	Green Bay	Pittsburgh	San Francisco	No Pick	Seattle	Kansas City	Chicago	San Francisco	San Francisco

2	Eliminated	Eliminated	Eliminated	Eliminated	Philadelphia	Eliminated	Eliminated	Eliminated	Eliminated	Philadelphia	Philadelphia	Eliminated	Eliminated
3	Eliminated	Eliminated	Eliminated	Eliminated	Buffalo	Eliminated	Eliminated	Eliminated	Eliminated	Washington	Buffalo	Eliminated	Eliminated
4	Eliminated	Eliminated	Eliminated	Eliminated	Detroit	Eliminated	Eliminated	Eliminated	Eliminated	Denver	Denver	Eliminated	Eliminated
5	Eliminated	Eliminated	Eliminated	Eliminated	Kansas City	Eliminated	Eliminated	Eliminated	Eliminated	Buffalo	New Orleans	Eliminated	Eliminated
6	-----	-----	-----	-----	-----	-----	-----	-----	-----	-----	-----	-----	-----
7	-----	-----	-----	-----	-----	-----	-----	-----	-----	-----	-----	-----	-----
8	-----	-----	-----	-----	-----	-----	-----	-----	-----	-----	-----	-----	-----
9	-----	-----	-----	-----	-----	-----	-----	-----	-----	-----	-----	-----	-----
10	-----	-----	-----	-----	-----	-----	-----	-----	-----	-----	-----	-----	-----
11	-----	-----	-----	-----	-----	-----	-----	-----	-----	-----	-----	-----	-----
12	-----	-----	-----	-----	-----	-----	-----	-----	-----	-----	-----	-----	-----
13	-----	-----	-----	-----	-----	-----	-----	-----	-----	-----	-----	-----	-----
14	-----	-----	-----	-----	-----	-----	-----	-----	-----	-----	-----	-----	-----
15	-----	-----	-----	-----	-----	-----	-----	-----	-----	-----	-----	-----	-----


--- Analysts rankings and Hall of Fame analysts below, scroll or page down ---

GUEST ANALYSTS													
													
Wk	Mark D.	Robert	Cimo	Nate E. 🏆	Ken Bl.	Rick	Megan	Colin	Stew	Vlad	Andy	Steve C.	Matt B.
*									n/a				
1	Seattle	Indianapolis	Seattle	San Francisco	San Francisco	San Francisco	San Francisco	Seattle	Las Vegas	Seattle	Washington	Seattle	Jacksonville
2	Eliminated	Eliminated	Eliminated	Eliminated	Eliminated	Eliminated	Eliminated	Eliminated	Eliminated	Eliminated	No Pick	Eliminated	Atlanta
3	Eliminated	Eliminated	Eliminated	Eliminated	Eliminated	Eliminated	Eliminated	Eliminated	Eliminated	Eliminated	Eliminated	Eliminated	Washington
4	Eliminated	Eliminated	Eliminated	Eliminated	Eliminated	Eliminated	Eliminated	Eliminated	Eliminated	Eliminated	Eliminated	Eliminated	Denver
5	Eliminated	Eliminated	Eliminated	Eliminated	Eliminated	Eliminated	Eliminated	Eliminated	Eliminated	Eliminated	Eliminated	Eliminated	Cincinnati
6	-----	-----	-----	-----	-----	-----	-----	-----	-----	-----	-----	-----	-----
7	-----	-----	-----	-----	-----	-----	-----	-----	-----	-----	-----	-----	-----
8	-----	-----	-----	-----	-----	-----	-----	-----	-----	-----	-----	-----	-----
9	-----	-----	-----	-----	-----	-----	-----	-----	-----	-----	-----	-----	-----
10	-----	-----	-----	-----	-----	-----	-----	-----	-----	-----	-----	-----	-----
11	-----	-----	-----	-----	-----	-----	-----	-----	-----	-----	-----	-----	-----
12	-----	-----	-----	-----	-----	-----	-----	-----	-----	-----	-----	-----	-----
13	-----	-----	-----	-----	-----	-----	-----	-----	-----	-----	-----	-----	-----
14	-----	-----	-----	-----	-----	-----	-----	-----	-----	-----	-----	-----	-----
15	-----	-----	-----	-----	-----	-----	-----	-----	-----	-----	-----	-----	-----

--- Analysts rankings and Hall of Fame analysts below, scroll or page down ---

ALL-TIME RANKINGS - VETERANS (7 Contests Required)				HALL OF FAME (election to HOF is not permanent & subject to change; must be active participant)						
#	ANALYST	# CONTESTS	RATING	LEVEL	RATING (min. 7 contests)		CONTEST WINS		CONSECUTIVE PICKS WON	
1	Bill F.	11	63%	Owner						
2	Nate E.	7	58%	General Mgr.	63%	58%	4	2	28	22
3	Jason J.	8	55%	General Mgr.						
4	Rick M.	9	54%	General Mgr.						
5	Krista	13	53%	General Mgr.						
6	Jim D.	12	51%	General Mgr.						
7	Pete M.	20	48%	Coach						
8	Colin	10	48%	Coach						
9	Eric H.	9	47%	Coach						
10	Mark C.	10	47%	Coach						
11	Pete C.	23	46%	Coach						
12	Joe E.	20	45%	Coach	55%	48%	2	2	20	21
13	Jim S.	19	44%	Coach						
14	Claire H.	23	43%	Coach						
15	Lee Ch.	8	43%	Coach						
16	'Hammer'	23	42%	Coach						
17	Mark D.	8	41%	Coach						
18	'Shark'	14	39%	Asst. Coach						
19	Joel K.	9	39%	Asst. Coach						
20	Dave S.	10	39%	Asst. Coach						

21	Gordon P.	20	39%	Asst. Coach
22	Calvin	10	39%	Asst. Coach
23	Reed T.	23	37%	Asst. Coach
24	Dave N.	23	37%	Asst. Coach
25	Joe S.	14	37%	Asst. Coach
26	Jim/Matt C.	12	37%	Asst. Coach
27	Chris P.	12	36%	Asst. Coach
28	Montana D.	6	35%	Asst. Coach
29	Laurisa	7	35%	Asst. Coach
30	Dan M.	21	34%	Asst. Coach
31	'Showtime'	23	34%	Asst. Coach
32	Cimo	7	33%	Asst. Coach
33	Bruce H.	8	31%	Asst. Coach
34	Ron L.	13	30%	Asst. Coach
35	Jessica C.	23	30%	Asst. Coach
36	Kevin	14	29%	Scout
37	Nathan C.	23	28%	Scout
38	Angela/Becky	21	27%	Scout
39	Bill D.	17	27%	Scout
40	Austin	8	26%	Scout
41	Matt F.	9	26%	Scout
42	Ken Bl.	7	25%	Scout
43	Roland	10	24%	Scout
44	Andy S.	7	24%	Scout
45	Rodger H.	10	21%	Scout
46	'Stickkid'	8	19%	Fan
47	Steve M.	13	14%	Fan
48	Cav	7	13%	Fan
49	Evan H.	8	11%	Fan
50	Robert	7	8%	Fan
51	Steve B.	8	7%	Fan
NEWER ANALYST RANKINGS (Less Than 7 Full Contests)				
1	Ryan	1	100%	No Rating
2	Sharon	4	63%	No Rating
3	Brian D.	2	50%	No Rating
4	Stella John	5	42%	No Rating
5	T. Joe	3	41%	No Rating
6	Mike C.	2	36%	No Rating
7	Ben St.	6	35%	No Rating
8	Rick A.	3	33%	No Rating
9	Frank C.	1	33%	No Rating
10	Matt B.	4	32%	No Rating
11	Jim H.	4	19%	No Rating
12	Lenya	3	15%	No Rating
13	Vlad	2	14%	No Rating
14	'Coupang'	3	14%	No Rating
15	Victoria P.	5	14%	No Rating
16	Tyler	5	14%	No Rating
17	Chase	5	8%	No Rating
18	Steve C.	5	5%	No Rating
19	Megan C.	5	3%	No Rating
20	Bob W.	2	0%	No Rating
21	Jason C.	2	0%	No Rating
22	Duncan	3	0%	No Rating
23	Dick N.	2	0%	No Rating
24	Joe B.	1	0%	No Rating
25	'Boogie'	1	0%	Rookie
26	Nate K.	1	0%	Rookie
27	Stu	1	0%	Rookie
28				
29				
30				



Jim D.
51%



Nate
2



ANALYSTS COLOR KEY	
Red	- profootballsidekick.com
Tan	- 5-Yr. Veteran Analyst
Gray	- < 7-Year Guest Analysts
Purple	- Rookie Guest Analysts

ANALYSTS LEVEL KEY	
60-100%	Owner
50-59%	General Manager
40-49%	Coach
30-39%	Assistant Coach
20-29%	Scout
0-19%	Fan

ANALYST AWARDS/TEAM	
Hall of Fame Analyst: Best	
All-Time, min. 5 Contests	
Crown Award: Contest win	
* is Analysts' favorite team	

CONTESTS
Number of Contests for analysts includes the current year's contest. Analysts are veterans starting in year 8.

ANALYST RATING
Analysts Rating is computed by the number of weeks an analyst wins as a percentage of the contest winner in all contests combined that an analyst participates in.

LATE PICKS
"We don't entertain any excuses for late entries into our betting contests to avoid having to determine which excuses are good enough" - John Murray, Westgate Sportsbook, Las Vegas, NV.

CONTEST WINNER STATS	
BY ANALYST TYPE	
Guests	19
Experts	11
BY FAVORITE TEAM	
Patriots	8.8
Packers	5.3
Giants	1.0
Jaguars	1.0
Lions	1.0
Dolphins	1.0
Steelers	0.8
Jets	0.5
Eagles	0.5
Bears	0.4
Cowboys	0.3
Redskins	0.2
PATRIOTS FANS vs FIELD	
Other Teams	13.3
Patriots	8.8
BY HOF ANALYSTS	
Patriots	7.5
Packers	4.0
Giants	2.0
Jets	0.5

Fractions reflect when some champions split the contest pot with multiple winners and were awarded a % of that championship split.

Some totals may not add up to whole numbers due to rounding in numbers adding up to a total.

INACTIVE CONTEST WINNERS	
The late Jim D. won the contest in 2016 & is a member of our Hall of Fame.	 Jim D.