






















2024 Analysts NCAA Regular Season Over-Under Picks

SITE WRITERS				SITE ANALYSTS										
														
Pete		Nate		"Showtime"		Reed		the 'Shark'		Lee		Ben		
2016 2018 2021 2023		2017 		2016 2018 2019 2022				2016 		2019 		2024 		
  				  										
LIFE	36	29	29	33	37	25	26	37	34	29	19	14	17	17
TIME	55.4%		46.8%		59.7%		41.3%		54.0%		57.6%		50.0%	

2024 OVER-UNDER PICKS (based on DraftKings.com odds)

1	Liberty Over 10 1/2	Washington Over 6 1/2	NC State Over 8 1/2	Arkansas Over 4 1/2	Georgia Over 10 1/2	-- No Pick --	Miami (OH) Over 8
2	Boise State Over 9	Purdue Over 4 1/2	C. Michigan Over 5 1/2	Colorado Under 5 1/2	Florida State Over 9 1/2	-- No Pick --	Bowling Gr. Over 6 1/2
3	Tennessee Over 8 1/2	S. Carolina Over 5 1/2	Buffalo Under 5 1/2	Kansas Over 8	Colorado Over 5 1/2	-- No Pick --	Boise State Over 9
4	UCF Over 7 1/2	Tennessee Over 8 1/2	Toledo Under 8 1/2	Wisconsin Over 7 1/2	Notre Dame Under 10	-- No Pick --	Arkansas Under 4 1/2
5	S. Alabama Over 6 1/2	Minnesota Over 5	Colorado Over 5 1/2	Miami Under 9	Penn State Under 10 1/2	-- No Pick --	Notre Dame Over 10
6	UCLA Under 5 1/2	Colorado Over 5 1/2	Louisville Under 8 1/2	Iowa State Over 7 1/2	Oklahoma State Under 8	-- No Pick --	Texas Under 10 1/2
7	Wake Forest Over 4 1/2	Virginia Tech Under 8	North Texas Over 5 1/2	Baylor Under 5 1/2	Alabama Under 9 1/2	-- No Pick --	TCU Over 7 1/2
8	Houston Over 3 1/2	Jacksonville St. Under 8	App State Over 7 1/2	BYU Under 4 1/2	Auburn Under 7 1/2	-- No Pick --	Georgia Tech Under 5
9	Temple Under 2 1/2	UNLV Under 7 1/2	W Kentucky Over 7	Wyoming Over 6 1/2	Miami Over 9	-- No Pick --	Pittsburgh Over 5 1/2

Key:	 Green - Win	 Red - Loss	 Yellow - Push	 Purple - 1 game from decision
------	---	--	---	---

ALL-TIME STANDINGS

RANK	ANALYST	WINS	LOSSES	WIN %	GB
1	Showtime	37	25	59.7%	0
2	Pete	36	29	55.4%	-2 1/2
3	Lee	19	14	57.6%	-3 1/2
4	Shark	34	29	54.0%	-3 1/2
5	Ben S.	17	17	50.0%	-6
6	Nate	29	33	46.8%	-8
7	Reed	26	37	41.3%	-11 1/2
n/a	ALL	198	184	51.8%	n/a

ALL-TIME STANDINGS BY YEAR

	Pete		Nate		"Showtime"		Reed		the 'Shark'		Lee		Ben	
	WON	LOST	WON	LOST	WON	LOST	WON	LOST	WON	LOST	WON	LOST	WON	LOST
2016	4	3	3	4	4	3	3	3	4	3	n/a	n/a	n/a	n/a
2017	3	4	5	2	4	3	3	4	4	3	n/a	n/a	n/a	n/a
2018	5	2	3	3	5	2	2	5	2	3	4	2	n/a	n/a
2019	3	5	4	4	4	3	3	6	3	6	5	4	n/a	n/a
2020	n/a	n/a	n/a	n/a	n/a	n/a	n/a	n/a	n/a	n/a	n/a	n/a	n/a	n/a
2021	8	1	2	6	7	2	5	4	6	3	5	4	5	3
2022	1	8	4	5	5	3	4	5	5	4	n/a	n/a	3	6
2023	8	1	3	5	4	4	4	3	5	3	5	4	4	5
2024	4	5	5	4	4	5	2	7	5	4	-----	-----	5	3
W-L	36	29	29	33	37	25	26	37	34	29	19	14	17	17
% W	55.4%		46.8%		59.7%		41.3%		54.0%		57.6%		50.0%	