




























Contest 1 Victory Margin				
	KC by 1-3 Points	KC by more than 3 Points	Eagles by 1-3 Points	Eagles by more than 3
	<b>Shark</b> Analyst	Showtime Analyst	Brian Analyst	Pete Analyst
Contest 2 First Score in Game				
	Chiefs Touchdown	Chiefs Field Goal	Eagles Touchdown	Eagles Field Goal
	Showtime Analyst	Shark Analyst	<b>Pete</b> Analyst	Brian Analyst
Contest 3 Winner & Over-Under Game				
	Chiefs Win & Over 50 1/2	Chiefs Win & Under 50 1/2	Eagles Wins & Over 50 1/2	Eagles Win & Under 50 1/2
	<b>Showtime</b> Analyst	Brian Analyst	Shark Analyst	Pete Analyst
Contest 4 Over-Under Both Teams				
	Chiefs Over 24 1/2 Eagles Over 25 1/2	Chiefs Over 24 1/2 Eagles Under 25 1/2	Eagles Over 25 1/2 KC Under 24 1/2	Eagles Under 25 1/2 Chiefs Under 24 1/2
	<b>Brian</b> Analyst	Showtime Analyst	Pete Analyst	Shark Analyst
Contest 5 Lead at Halftime & Win				
	Phi Lead at Half & Win	Phi Lead at Half & Lose	KC Leads at Half & Wins	KC Leads at Half & Loses
	Pete Analyst	<b>Brian</b> Analyst	Showtime Analyst	Shark Analyst
Contest 6 Score First & Win				
	Phi Scores 1st/Loses Game	Phi Scores 1st/Wins Game	KC Scores 1st/Loses Game	KC Scores 1st/Wins Game
	<b>Brian</b> Analyst	Pete Analyst	Shark Analyst	Showtime Analyst

Contest 7 Longest Field Goal Made				
	Under 45 Yards	45-48 Yards	49-52 Yards	Over 52 Yards
	<b>Showtime</b> Analyst	Brian Analyst	Shark Analyst	Pete Analyst
Contest 8 Most Rushing Yards				
	M Sanders	J. Hurts	I. Pacheco	D. McKinnon
	Brian - 16 Analyst	Pete - 70 Analyst	<b>Shark - 76</b> Analyst	Showtime - 34 Analyst
Contest 9 Player With Most Receptio ns				
	AJ Brown	D. Goedert	Kelce	Any Other Chief
	Pete -6 Analyst	Showtime - 6 Analyst	Shark - 6 Analyst	<b>Brian - 7</b> Analyst
Contest 10 KC Time of Possession				
	Chiefs Less Than 28:00 Min	Chiefs 28:00-30:00 Min	Chiefs 30:01-32:00 Min	Chiefs Over 32:00 Min
	<b>Pete</b> Analyst	Brian Analyst	Showtime Analyst	Shark Analyst
Contest 11 Game End Gatorade Color				
	Orange	Red/Pink	Lime/Green/Yellow/Purple	Clear/White/Gray/Blue
	Pete Analyst	Brian Analyst	<b>Shark - Purple</b> Analyst	Showtime Analyst
Contest 12 Yards Pass Bands Mahomes				
	Under 273 Yards	274-287 Yards	288-301	Over 301
	<b>Pete - 182</b> Analyst	Brian Analyst	Shark Analyst	Showtime Analyst



