



2nd ANNUAL profootballsidekick.com NCAA TEAM COST CAP CONTEST - 2023

STANDINGS

TEAM WINS TABLE







ANALYSTS

As of: 4/7/23








																		
Pete	Kevin B.	'Showtime'	Rick	'Shark'	Dave Sil.													
Pts 13	12	11	12	5	10													
#	COST/PICK/POINTS		COST/PICK/POINTS		COST/PICK/POINTS		COST/PICK/POINTS		COST/PICK/POINTS									
1	14	Alabama	2	5	Xavier	2	12	Kansas	1	15	Houston	2	12	Kansas	1	14	Alabama	2
2	9	UCONN	6	15	Houston	2	8	Marquette	1	12	Kansas	1	10	Arizona	0	15	Houston	2
3	7	Duke	1	2	Illinois	0	6	Miami	4	9	UCONN	6	7	Duke	1	7	Creighton	3
4	6	Indiana	1	7	Duke	1	1	VCU	0	2	Providence	0	1	VCU	0	5	Xavier	2
5	2	USC	0	6	Kansas St.	3	4	Arkansas	2	7	Creighton	3	1	Pitt	1	3	Maryland	1
6	2	Penn State	1	4	Iowa	0	3	Maryland	1				1	Charleston	0	1	NC State	0
7	1	Missouri	1	6	Miami	4	7	Duke	1				2	Utah State	0			
8	1	Northwestern	1				1	Pitt	1				6	TCU	1			
9	1	Drake	0				1	Kennesaw	0				2	Illinois	0			
10	1	VCU	0				1	Louisiana	0				3	Auburn	1			
	44		45				44		45				45		45			

1	Reed	14	2	Alabama	2
2	Pete	13	3	Arizona	0
2	Bill D.	13	4	Arkansas	2
4	Evan	12	5	Auburn	1
4	Kevin B.	12	6	Baylor	1
4	Dick N.	12	7	Boise St.	0
4	Rick	12	8	Charleston	0
8	'Showtime'	11	9	Colgate	0
8	Steve M.	11	10	Creighton	3
8	'Hammer'	11	11	Drake	0
11	StellaJohn	10	12	Duke	1
11	Dave Sil.	10	13	F. Dickinson	1
13	Craig	8	14	Florida Atlantic	4
13	Tyler	8	15	Furman	1
15	Bill M.	7	16	Gonzaga	3
16	Ken B.	6	17	Grand Canyon	0
16	'Stickkid'	6	18	Houston	2
18	'Shark'	5	19	Howard	0
19	Dana	4	20	Illinois	0

ANALYSTS

																		
Dana	Steve M.	Bill M.	'Stickkid'	StellaJohn	Reed													
Pts-> 4	11	7	6	10	14													
#	COST/PICK/POINTS		COST/PICK/POINTS		COST/PICK/POINTS		COST/PICK/POINTS		COST/PICK/POINTS									
1	13	Purdue	0	14	Alabama	2	12	Kansas	1	6	TCU	1	12	Kansas	1	14	Alabama	2
2	12	Kansas	1	9	UCONN	6	10	Gonzaga	3	1	VCU	0	8	Baylor	1	12	Kansas	1
3	12	UCLA	2	7	Duke	1	7	Duke	1	5	Xavier	2	5	Michigan St.	2	9	UCONN	6
4	8	Marquette	1	15	Houston	2	6	Virginia	0	8	Marquette	1	4	Memphis	0	5	Xavier	2
5							5	Xavier	2	10	Arizona	0	4	W. Virginia	0	1	Northwestern	1
6							4	Memphis	0	15	Houston	2	4	Arkansas	2	1	Missouri	1
7							1	VCU	0				1	Missouri	1	1	Drake	0
8													1	NC State	0	1	Arizona St.	0
9													6	Kansas St.	3	1	Furman	1
10																		
	45		45				45		45				45		45			

21	Indiana	1
22	Iona	0
23	Iowa	0
24	Iowa State	0
25	Kansas	1
26	Kansas State	3
27	Kennesaw St.	0
28	Kent State	0
29	Kentucky	1
30	Louisiana	0
31	Marquette	1
32	Maryland	1
33	Memphis	0
34	Miami, FL	4
35	Michigan State	2
36	Missouri	1

ANALYSTS																								
ANALYST	 2022														37	Montana State	0							
	'Hammer'		Evan		Ken B.		Tyler		Bill D.		Craig		Dick N.		38	NC State	0							
Pts->	11		12		6		8		13		8		12		39	N. Kentucky	0							
#	COST/PICK/POINTS			COST/PICK/POINTS			COST/PICK/POINTS			COST/PICK/POINTS			COST/PICK/POINTS			COST/PICK/POINTS			40	Northwestern	1			
1	12	Kansas	1	7	Creighton	3	12	Kansas	1	12	Kansas	1	10	Arizona	0	3	Maryland	1	14	Alabama	2	44	Princeton	2
2	11	Texas	3	14	Alabama	2	12	UCLA	2	7	Duke	1	7	Duke	1	7	Duke	1	11	Texas	3	45	Providence	0
3	9	UCONN	6	7	Duke	1	7	Kentucky	1	10	Gonzaga	3	11	Texas	3	5	Xavier	2	7	Duke	1	46	Purdue	0
4	7	Duke	1	1	Northwestern	1	3	Auburn	1	11	Texas	3	9	UCONN	6	15	Houston	2	9	UCONN	6	47	San Diego State	5
5	6	Virginia	0	5	Xavier	2	8	Marquette	1	4	Iowa	0	7	Creighton	3	10	Arizona	0	2	Utah St.	0	48	Santa Barbara	0
6				4	Arkansas	2	2	Illinois	0	1	VCU	0	1	Drake	0	1	VCU	0	2	Boise St.	0	49	St. Mary's	1
7				7	Kentucky	1	1	Charleston	0							4	Arkansas	2				50	TCU	1
8																						51	Tennessee	2
9																						52	Texas	3
10																						53	Texas A&M	0
	45			45			45			45			45			45			45			54	Texas A&M-CC	0
<b>RULES</b>																								
* 19 maximum analysts, 20 entry.																55	UCLA	2						
* Analysts are awarded 45 cap points to buy up to 10 teams with.																56	UConn	6						
* Analysts score 1 point per win in the tournament including play-in games.																57	UNC Asheville	0						
* Tiebreakers: 1) Least cost team points, 2) 2nd least cost team points																58	USC	0						
3) 3rd least cost team points, 4) Least cap points spent, 5) split.																59	Utah State	0						
																60	VCU	0						
																61	Vermont	0						
																62	Virginia	0						
																63	West Virginia	0						
																64	Xavier	2						