


























2019 NFL Sideline Analysts PLAYOFF Picks Versus Spread











	NFL SIDELINE ANALYSTS				NFLSIDELINE ANALYSTS											
																
	Pete		Nate		Eric		Reed		Dave		Jim					
Super Bowl	5-2 2011 		2-5		3-4		1-4		4-3		2-2					
Annual Best Picks	2012 2013 2014 2016 2019     		2011 2012 2015 2017    		2011 		2014 2018  		2016 							
2019 W/L	9 2		7 4		6 5		5 6		5 6		8 3					
2019 % Wins	82%		64%		55%		45%		45%		73%					
2019 Teams	WRITERS TEAM RECORD				ANALYSTS TEAM RECORD											
Team Win/Loss	16				6				24				20			
Team % Wins	73%								55%							

	Super Bowl LIV		FAVORITE			POINT SPREAD		UNDERDOG			
	Sunday, February 2 6:38 pm		Kansas City			1 1/2		San Francisco			
Super Bowl Sun. Feb 2											
Championship Sun. Jan 19	San Francisco -7		San Francisco -7			San Francisco -7		San Francisco -7		San Francisco -7	
	Kansas City -7 1/2		Tennessee +7 1/2			Tennessee +7 1/2		Tennessee +7 1/2		Kansas City -7 1/2	
Division Playoff January 11-12	Green Bay -3 1/2		Seattle +3 1/2			Seattle +3 1/2		Green Bay -3 1/2		Green Bay -3 1/2	
	Kansas City -9		Kansas City -9			Houston +9		Houston +9		Houston +9	
	Tennessee +10		Tennessee +10			Tennessee +10		Baltimore -10		Baltimore -10	
	San Francisco -7		San Francisco -7			San Francisco -7		San Francisco -7		San Francisco -7	
Wild Card Weekend January 4-5	Seattle -1 1/2		Seattle -1 1/2			Seattle -1 1/2		Seattle -1 1/2		Seattle -1 1/2	
	Minnesota +8		Minnesota +8			New Orleans -8		Minnesota +8		New Orleans -8	
	New England -5		Tennessee +5			Tennessee +5		New England -5		New England -5	
	Houston -2 1/2		Buffalo +2 1/2			Houston -2 1/2		Buffalo +2 1/2		Houston -2 1/2	

2019				
1	Pete	9	2	82%
2	Jim	8	3	73%
3	Nate	7	4	64%
4	Eric	6	5	55%
5	Dave	5	6	45%
6	Reed	5	6	45%

ALL-TIME (2011-2019)				
1	Pete	64	35	65%
2	Jim	26	18	59%
3	Nate	55	44	56%
4	Dave	47	41	53%
5	Reed	32	34	48%
6	Eric	45	54	45%

YEARLY PICK RECORD HISTORY

Teams	nflsideline.com Writers							nflsideline Analysts					
Annual Best Picks --->	2011	2012	2013	2014	2015	2017	2019	2014	2016	2018			
													
Lifetime W/L	119				79			173			168		
Lifetime %	60%							51%					
Individual	Pete		Nate		Eric		Reed		Dave		Jim		

2011 Won/Loss	7	4	7	4	7	4	5	6	0	0	n/a	n/a
2012 Won/Loss	9	2	9	2	7	4	0	0	6	5	n/a	n/a
2013 Won/Loss	9	2	5	6	5	6	0	0	6	5	n/a	n/a
2014 Won/Loss	6	5	4	7	4	7	0	0	6	5	n/a	n/a
2015 Won/Loss	7	4	8	3	3	8	7	4	5	6	n/a	n/a
2016 Won/Loss	7	4	3	8	5	6	6	5	6	5	7	4
2017 Won/Loss	5	6	8	3	4	7	7	4	5	6	5	6
2018 Won/Loss	5	6	4	7	4	7	2	9	8	3	6	5
2019 Won/Loss	9	2	7	4	6	5	5	6	5	6	8	3
Lifetime W/L	64	35	55	44	45	54	32	34	47	41	26	18
Lifetime %	65%		56%		45%		48%		53%		59%	
Montana 2011-2014:							23	21	52%			
PLAYOFF PICK HISTORY - ALL ANALYSTS:					54%							