

















2nd ANNUAL profootballsidekick.com NHL TEAM COST CAP CONTEST - 2023

ANALYSTS															
															2023 
Pete			Shark			'Showtime'			Dave N.			Evan			
40			30			40			30			50			
#	COST/PICK/POINTS		COST/PICK/POINTS		COST/PICK/POINTS		COST/PICK/POINTS		COST/PICK/POINTS		COST/PICK/POINTS		COST/PICK/POINTS		
1	13	Edmonton	6	18	Boston	3	18	Boston	3	18	Boston	3	14	Colorado	3
2	12	Toronto	5	13	Edmonton	6	14	Edmonton	6	14	Colorado	3	11	Carolina	8
3	10	NY Rangers	3	10	NY Rangers	3	7	Vegas	16	11	Carolina	8	10	NY Rangers	3
4	8	Dallas	10	7	Vegas	16	6	Minnesota	2	7	Vegas	16	7	Vegas	16
5	7	Vegas	16	2	NY Islanders	2	5	Florida	13	0	n/a	0	5	Florida	13
6	0	n/a	0	0	n/a	0	0	n/a	0	0	n/a	0	3	Seattle	7
	50			50			50			50			50		

STANDINGS		
As of: 6/21/23		
1	Evan	50
2	Brian C.-2	42
3	Chris P.	40
3	Pete	40
3	'Showtime'	40
6	'Coupang'	39
7	Billy	35
8	Bruce	33
8	Jim H.	33
10	Tyler	32
11	Brian D.	30
11	Dave N.	30
11	Ken B.	30
11	Rick	30
11	Shark	30
11	StellaJohn	30
11	Stickkid	30
18	Mark	27
18	Roland	27
20	Brian C.-1	26
21	Dan-4	25
22	Reed	24
23	Dan-3	23
23	'Hammer'	23
25	Dan-1	22
26	Dick N.	21
26	Matt B.	21
28	Dan-2	17

# TIMES PICKED	
Boston	20
Colorado	10
Edmonton	16
Toronto	6
Carolina	12
NY Rangers	12
New Jersey	2
Tampa Bay	2
Dallas	13
Vegas	16
Minnesota	5
LA Kings	2
Florida	3
Winnipeg	5
Seattle	4
NY Islanders	8
Pittsburgh	0

ANALYSTS															
															
'Hammer'			Tyler			Stickkid			Brian D.			Chris P.			
23			32			30			30			40			
#	COST/PICK/POINTS		COST/PICK/POINTS		COST/PICK/POINTS		COST/PICK/POINTS		COST/PICK/POINTS		COST/PICK/POINTS		COST/PICK/POINTS		
1	18	Boston	3	18	Boston	3	18	Boston	3	14	Colorado	3	18	Boston	3
2	13	Edmonton	6	13	Edmonton	6	13	Edmonton	6	13	Edmonton	6	10	NY Rangers	3
3	9	Tampa Bay	2	10	New Jersey	5	10	NY Rangers	3	10	NY Rangers	3	8	Dallas	10
4	8	Dallas	10	7	Vegas	16	7	Vegas	16	7	Vegas	16	7	Vegas	16
5	2	NY Islanders	2	2	NY Islanders	2	2	NY Islanders	2	6	Minnesota	2	4	Winnipeg	1
6	0	n/a	0	0	n/a	0	0	n/a	0	0	n/a	0	3	Seattle	7
	50			50			50			50			50		

ANALYSTS															
															
'Coupang'			Roland			Ken B.			Matt B.			Bruce			
39			27			30			21			33			
#	COST/PICK/POINTS		COST/PICK/POINTS		COST/PICK/POINTS		COST/PICK/POINTS		COST/PICK/POINTS		COST/PICK/POINTS		COST/PICK/POINTS		
1	18	Boston	3	18	Boston	3	18	Boston	3	18	Boston	3	18	Boston	3
2	11	Carolina	8	13	Edmonton	6	14	Colorado	3	10	NY Rangers	3	13	Edmonton	6
3	8	Dallas	10	11	Carolina	8	11	Carolina	8	8	Dallas	10	11	Carolina	8
4	7	Vegas	16	8	Dallas	10	7	Vegas	16	6	Minnesota	2	7	Vegas	16






POINTS AWARDED TABLE							
TEAMS IN PLAYOFFS	TEAM COST	CONFERENCE			STAN CUP	TOTAL	
		QTR	SEMI	FINAL			
1	Boston	18	3	0	0	0	3
2	Colorado	14	3	0	0	0	3
3	Edmonton	13	4	2	0	0	6
4	Toronto	12	4	1	0	0	5
5	Carolina	11	4	4	0	0	8

Red shading indicates team or analyst has been eliminated






5	6	LA Kings	2	0	n/a	0	0	n/a	0	4	Winnipeg	1	0	n/a	0
6	0	n/a	0	0	n/a	0	0	n/a	0	2	NY Islanders	2	0	n/a	0
	50		50		50		50		48		49		50		50

ANALYSTS															
															
	Mark	Dick N.	Reed	Jim H.	Billy										
Pts>	27	21	24	33	35										

#	COST/PICK/POINTS			COST/PICK/POINTS			COST/PICK/POINTS			COST/PICK/POINTS			COST/PICK/POINTS		
1	18	Boston	3	18	Boston	3	14	Colorado	3	18	Boston	3	12	Toronto	5
2	13	Edmonton	6	14	Colorado	3	13	Edmonton	6	13	Edmonton	6	11	Carolina	8
3	11	Carolina	8	13	Edmonton	6	9	Tampa Bay	2	11	Carolina	8	10	NY Rangers	3
4	8	Dallas	10	3	Seattle	7	8	Dallas	10	7	Vegas	16	8	Dallas	10
5	0	n/a	0	2	NY Islanders	2	4	Winnipeg	1	0	n/a	0	6	LA Kings	2
6	0	n/a	0	0	n/a	0	2	NY Islanders	2	0	n/a	0	3	Seattle	7
	50		50		50		50		49		50		50		50

ANALYSTS															
															
	StellaJohn	Dan-1	Dan-2	Dan-3	Dan-4										
Pts>	30	22	17	23	25										

#	COST/PICK/POINTS			COST/PICK/POINTS			COST/PICK/POINTS			COST/PICK/POINTS			COST/PICK/POINTS		
1	18	Boston	3	18	Boston	3	14	Colorado	3	18	Boston	3	18	Boston	3
2	12	Toronto	5	13	Edmonton	6	13	Edmonton	6	12	Toronto	5	14	Colorado	3
3	11	Carolina	8	10	NY Rangers	3	12	Toronto	5	8	Dallas	10	10	NY Rangers	3
4	5	Florida	13	8	Dallas	10	10	NY Rangers	3	6	Minnesota	2	7	Vegas	16
5	4	Winnipeg	1	0	n/a	0	0	n/a	0	4	Winnipeg	1	0	n/a	0
6	0	n/a	0	0	n/a	0	0	n/a	0	2	NY Islanders	2	0	n/a	0
	50		49		49		49		50		49		49		49

ANALYSTS															
															
	Brian C.-1	Brian C.-2	Rick	Open-1	Open-2										
Pts>	26	42	30	0	0										

#	COST/PICK/POINTS			COST/PICK/POINTS			COST/PICK/POINTS			COST/PICK/POINTS			COST/PICK/POINTS		
1	14	Colorado	3	13	Edmonton	6	18	Boston	3	---	---	---	---	---	---
2	11	Carolina	8	12	Toronto	5	14	Colorado	3	---	---	---	---	---	---
3	10	NY Rangers	3	10	New Jersey	5	11	Carolina	8	---	---	---	---	---	---

6	NY Rangers	10	3	0	0	0	3
7	New Jersey	10	4	1	0	0	5
8	Tampa Bay	9	2	0	0	0	2
9	Dallas	8	4	4	2	0	10
10	Vegas	7	4	4	4	4	16
11	Minnesota	6	2	0	0	0	2
12	LA Kings	6	2	0	0	0	2
13	Florida	5	4	4	4	1	13
14	Winnipeg	4	1	0	0	0	1
15	Seattle	3	4	3	0	0	7
16	NY Islanders	2	2	0	0	0	2
17	Pittsburgh	1	0	0	0	0	0

RULES															
1) Analysts pick 4 to 6 teams, due Saturday, 4/15.															
2) Some teams listed will not make the playoffs.															
3) Max total teams combined cost is 50 (or less).															
4) Teams score 1 point per playoff win in playoffs.															
5) Highest point sum from all teams in playoffs wins.															
6) 20 Entry, winner take all.															
7) Tiebreakers:															
a. Most points scored by lowest cost team															
b. Team wins championship															
c. Team is championship runner-up															
d. Split															

4	8	Dallas	10	8	Dallas	10	7	Vegas	16	---	---	---	---	---	---
5	6	Minnesota	2	7	Vegas	16	0	n/a	0	---	---	---	---	---	---
6	0	n/a	0	0	n/a	0	0	n/a	0	---	---	---	---	---	---
	49		50			50			0			0			0