







2024 NFL Analysts Regular Season Picks Versus the Spread

2024 NFL Analysts Regular Season Picks Versus the Spread												
PRO FOOTBALL SIDEKICK WRITERS						PRO FOOTBALL SIDEKICK ANALYSTS						
 												
Past Awards	Pete		Nate		"Showtime"		Reed		Kevin		Evan	
Spread Picks Champ	2016	2020	2021	2022	2015	2018	2011	2014	2019	---	---	2023
Lock Picks Champ	2020	2023	2017	2018	2016	2019	2022	2023	2021	---		
Team Spread Picks Champs	'11 '12 '13 '15 '16 '17 '18 '19 '20 '21'22				2014				2023			

WEEKLY PICKS VERSUS SPREAD						
Lock Pick ---->	NY Jets -2	Tampa Bay +8 1/2	Washington -3 1/2	Buffalo -6	LA Rams -1 1/2	LA Chargers -2
Week 9 Picks	Chicago -1	Detroit -3 1/2	Buffalo -6	Carolina +7	Detroit -3 1/2	Baltimore -9
	Denver +9	Washington -3 1/2	LA Rams -1 1/2	Jacksonville +7 1/2	Arizona +1	Tennessee -3 1/2
	Indianapolis +6	Las Vegas +7 1/2	Tampa Bay +8 1/2	Indianapolis +6	Atlanta -2 1/2	Detroit -3 1/2
	Atlanta -2 1/2	Denver +9	Cincinnati -7 1/2	New England +3 1/2	New Orleans -7	Tampa Bay +8 1/2
WEEK 9 LINES	FAVORITE	POINT SPREAD	UNDERDOG	FAVORITE	POINT SPREAD	UNDERDOG
* Home team in capital letters, two teams in small caps is neutral field	NY JETS	2	Houston	New Orleans	7	CAROLINA
	BUFFALO	6	Miami	PHILADELPHIA	7 1/2	Jacksonville
	BALTIMORE	9	Denver	Chicago	1	ARIZONA
	TENNESSEE	3 1/2	New England	Detroit	3 1/2	GREEN BAY
	CINCINNATI	7 1/2	Las Vegas	LA Rams	1 1/2	SEATTLE
	Washington	3 1/2	NY GIANTS	MINNESOTA	6	Indianapolis
	LA Chargers	2	CLEVELAND	KANSAS CITY	8 1/2	Tampa Bay
-	ATLANTA	2 1/2	Dallas			

2024 LEADERS											
Individual Analysts - All Picks						Individual Analysts - Lock Picks					
RANK	ANALYST	WINS	LOSSES	WIN %	GB	RANK	ANALYST	WINS	LOSSES	WIN %	GB
1	"Showtime"	24	15	61.5%	0	1	Evan	5	3	62.5%	0
2	Evan	23	17	57.5%	-1 1/2	2	Reed	5	3	62.5%	0
3	Pete	23	17	57.5%	-1 1/2	3	"Showtime"	4	4	50.0%	-1
4	Kevin	21	19	52.5%	-3 1/2	4	Nate	3	5	37.5%	-2
5	Reed	18	21	46.2%	-6	5	Pete	3	5	37.5%	-2
6	Nate	14	25	35.9%	-10	6	Kevin	3	5	37.5%	-2
	ALL	123	114	51.9%		ALL		23	25	47.9%	
Teams: Writers vs Analysts											
RANK	ANALYST	WINS	LOSSES	WIN %	GB						
1	Analysts	86	72	54.4%	0						
2	Writers	37	42	46.8%	-9 1/2						

ALL-TIME RESULTS											
Individual - All Picks				Teams - All Picks				Individual Analysts - Lock Picks			
RANK	ANALYST	WINS	LOSSES	RANK	ANALYST	WINS	LOSSES	RANK	ANALYST	WINS	LOSSES
1	Evan	54.8%		1	Writers	52.1%		1	Pete	59.3%	
2	Pete	53.9%		2	Analysts	50.6%		2	"Showtime"	57.4%	
3	Kevin	52.4%						3	Reed	55.9%	
4	"Showtime"	51.8%						4	Nate	53.5%	
5	Nate	50.4%						5	Evan	52.3%	
6	Reed	50.1%						6	Kevin	50.6%	

Individual Spread Pick Records													
Year	Pete		Nate		"Showtime"		Reed		Kevin		Evan		
	Won	Lost	Won	Lost	Won	Lost	Won	Lost	Won	Lost	Won	Lost	
2011	44	37	46	36	45	35	38	44	n/a	n/a	n/a	n/a	
2012	44	40	42	40	42	41	n/a	n/a	n/a	n/a	n/a	n/a	
2013	36	46	37	46	32	50	n/a	n/a	n/a	n/a	n/a	n/a	
2014	44	40	36	46	44	39	n/a	n/a	n/a	n/a	n/a	n/a	
2015	36	47	47	34	42	42	45	36	n/a	n/a	n/a	n/a	
2016	48	35	39	43	42	41	44	38	n/a	n/a	n/a	n/a	
2017	44	38	46	35	41	41	49	32	n/a	n/a	n/a	n/a	
2018	44	38	50	30	43	38	42	40	n/a	n/a	n/a	n/a	
2019	45	38	47	37	49	35	46	39	n/a	n/a	n/a	n/a	
2020	44	39	38	46	42	42	34	50	33	51	n/a	n/a	
2021	54	36	41	49	47	42	43	46	50	39	n/a	n/a	
2022	52	37	44	43	46	41	40	48	49	39	41	48	
2023	52	34	40	48	46	42	43	47	51	37	55	33	
2024	23	17	14	25	24	15	18	21	21	19	23	17	
Totals	610	522	567	558	585	544	442	441	204	185	119	98	
	53.9%		50.4%		51.8%		50.1%		52.4%		54.8%		

Individual Spread Pick Lock Records													
Year	Pete	Nate	"Showtime"	Reed	Kevin	Evan							
2016	9	7	6	11	10	7							
2017	9	8	14	2	8	7							
2018	10	7	12	4	6	10							
2019	11	5	11	5	12	5							
2020	11	6	8	9	9	8							
2021	9	9	9	9	10	7							
2022	12	6	9	9	11	6							
2023	12	6	5	13	11	6							

2024	3	5	3	5	4	4	5	3	3	5	5	3
Totals	86	59	77	67	81	60	81	64	39	38	23	21
	59.3%		53.5%		57.4%		55.9%		50.6%		52.3%	
Team Spread Pick Records												
					Montana 2011-2014:	156	169	48.0%				
					Dave 2012-2019:	305	355	46.2%				
					Jim 2016-2021:	268	235	53.3%				
profootballsidekick.com WRITERS					profootballsidekick.com ANALYSTS							
Team Champs ----->	'11, '12, '13, '15, '16, '17, '18, '19, '20, '21, '22 🏆				2014 🏆							
	Won		Lost		Won				Lost			
Win/Lost	1177		1080		2079				2027			
% Wins	52.1%				50.6%							

* Dave N. won spreads champ in 2012 and 2013.

